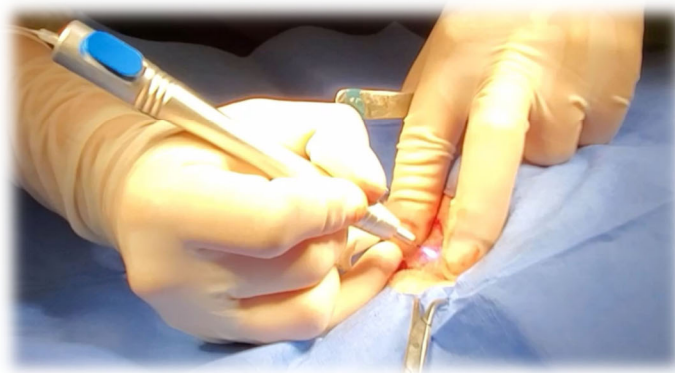


Experience the Future of Veterinary Care



75.5 Watt ISP Laser System

**Pioneering
Photobiomodulation,
Surgery, and Cautery
in One Device**



The J-Ray—Waves that make a True Difference

Revolutionizing Treatment

The Power of High-Dose Photobiomodulation

Photobiomodulation therapy (PBMT) represents a transformative approach in veterinary medicine, harnessing the power of light to stimulate cellular repair and regeneration. The J-Ray 75.5 Watt Intense Super Pulse (ISP) Laser System, with its high-dose capability, offers a non-invasive, drug-free treatment option that penetrates deeper and acts faster than conventional lower wattage lasers. This advanced technology ensures rapid, effective treatment across a spectrum of veterinary conditions, from acute injuries to chronic diseases.

High-dose PBMT, as delivered by the J-Ray 75.5W ISP Laser, provides substantial benefits: accelerated healing processes, significant reduction in inflammation, and potent pain relief. This method is particularly effective in treating wounds, post-surgical recovery, musculoskeletal injuries, and degenerative conditions such as arthritis, vastly enhancing animal welfare with minimal risk of side effects.

Integrating the J-Ray 75.5W ISP Laser into your veterinary practice not only enhances therapeutic outcomes but also places your clinic at the forefront of veterinary health care innovation.



Wavelength	Depth	Effects
635nm, up to 0.5W	Superficial (up to a few millimeters)	Stimulates ATP (adenosine triphosphate) production, improving cellular energy and promoting tissue repair; Encourages circulation and the formation of new capillaries, which aids in reducing inflammation and swelling; Commonly used for wound healing and the treatment of skin conditions.
808nm, up to 20.0W	Moderate (reaches muscles)	Promotes reduction of inflammation in muscles and deeper tissues; Enhances ATP production in deeper layers, facilitating quicker healing processes; Used effectively for muscle injuries, joint pain, and deeper seated inflammation.
980nm, up to 30.0W	Deep	Helps in pain relief by generating heat and promoting blood circulation, which aids in faster removal of inflammatory mediators; Effective for treating deeper tissues and for conditions involving pain and inflammation in bones and joints.
1064nm, up to 25.0W	Very deep	Useful for reaching deep-seated tissues such as the spine and hip; Stimulates deep tissue repair and reduces inflammation at these levels; Often used for conditions that require influence on deep tissues like chronic joint disorders.

"We have been using the J Ray class IV laser for a few years now. I am very pleased with the results we have achieved using the laser. It is very easy to use, it is reliable and the support is excellent (not that I have needed any) but Dustin checks in with us from time to time. This case of pododermatitis was helped using the J Ray laser."

Dr. Gary Zinderman, DVM, Indian Street Animal Clinic, Stuart, Florida

The system's versatility and efficiency make it an invaluable tool for veterinarians seeking to improve their treatment capabilities and offer state-of-the-art care.

We invite you to experience the transformative power of the J-Ray 75.5W ISP Laser System firsthand. Join us at our exhibit to experience and explore the diverse applications of this remarkable technology.



"The J-Ray 75W ISP Laser is equipped with an 18.5V/9600mAh internal lithium battery, offering veterinarians the freedom and flexibility to treat animals for hours on a single charge. Whether moving from stall to stall treating horses, visiting pets on house calls, or navigating through a busy practice, this robust battery ensures uninterrupted, efficient treatment across multiple locations without the need for constant recharging."



Alternatively, invite us to your practice for a personalized demonstration and witness how the J-Ray 75.5 can revolutionize your treatment protocols and elevate your practice's standard of care. Embrace the future of veterinary treatment today and see how high-dose PBMT can differentiate your services with clients looking for integrative approaches in this competitive veterinary market!

"We are delighted with our J-ray and photobiomodulation in general! The unit is so simple to use yet delivers outstanding results and it is an emerging technology that both our team and our clients find very exciting. The J-Ray team - James, Laura and Dustin - continue to be incredibly helpful and available for any advice. "

Dr. Olivia Dyer, BVSc (hons), TARINGA VET SURGERY, Taringa QLD

"I have been VERY PLEASED with my J-RAY Therapy laser. The more common conditions I use it for are stifles , hips, strained muscles , neck injuries , sore backs blocked Tom cats and cat stomatitis. The most rewarding treatment was a horse with a severe painful poisonous snake bite wound. Laser treatment lessened the pain , reduced swelling and aided in tissue healing. I am a veterinarian but I treat a lot of sore Cowboys!"

Dr. Dail McLawhorn, DVM, McLawhorn Animal Clinic, Greenville, North Carolina

Precision and Versatility **Laser Surgery and Cautery Capabilities**

The J-Ray 75.5 Watt ISP Laser System redefines the capabilities of veterinary laser surgery and cautery, merging high precision with versatile functionality. Boasting a range of tip sizes from 200 μm to 600 μm , the J-Ray Surgery and Cautery tool achieves a level of



precision superior to most traditional laser surgery and electrocautery units. This enhanced accuracy allows veterinarians to perform delicate surgical procedures with minimal tissue damage and reduced recovery times.

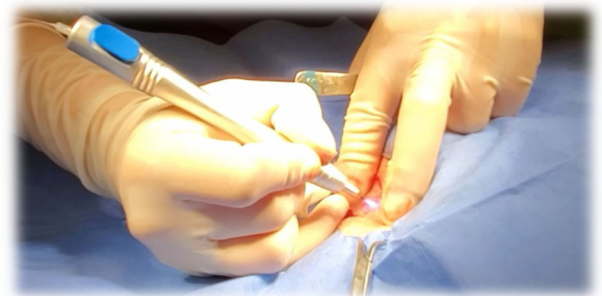
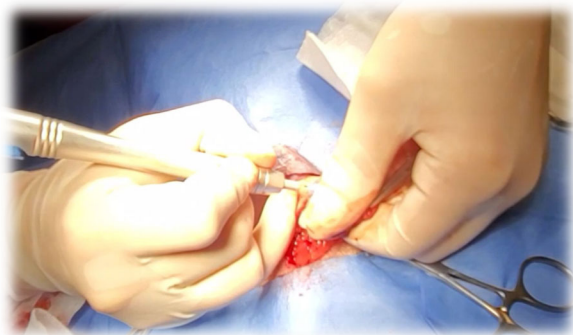
Laser surgery using the J-Ray system is ideal for a variety of conditions, including but not limited to Ectopic Cilia, Distichiasis, and Ceruminous Adenocarcinoma. It is also highly effective in treating complex cases such as Anal Sac Abscessation, Intranasal Tumor Resection , and Chronic Wound Debridement. One notable application is in Tumor Removal, where precision and reduced bleeding are critical. Additionally, the J-Ray system is used for Oral & Dental Surgeries, the removal of tags, cysts, and papillomas, and even in delicate procedures like Declaw or Dewclaw removal.

"After using a co2 laser and therapy laser for the last 10 years the J-ray has become a welcomed addition to our practice. The dual capabilities make it versatile both medically and financially. At the price point the J-ray would be a great addition to any practice. It has more than achieved our expectations."

Dr. Nathan Metz, DVM, Metz Petz Veterinary Clinics, Ada & Shawnee, Ohio

A specific case where the J-Ray proved invaluable involved Ella, an alpaca needing the removal of excessive granular tissue from the third eyelid. This procedure highlighted the system's capability for precise ablation and rapid cauterization, significantly easing Ella's discomfort and facilitating a swift recovery. More details can be found at servicevet.vet/laser/j-ray_surgery.htm

Imagine performing incisions, ablations, and cauterizations all in one fluid motion. With the J-Ray 75.5, that's not just possible—it's a standard feature. This system allows veterinarians to execute complex surgical tasks more efficiently than ever before, enhancing both the quality of care and the range of treatable conditions. Experience this cutting-edge technology firsthand at our next exhibit or request a live demonstration at your practice to see the J-Ray in action. And let's talk safety: say goodbye to electrocution risks and hello to immediate cooldown, safeguarding both tissue and user from burns! These images show the J-Ray Laser System in cauterization mode during a tumor removal. The



surgeon, Dr.

Emily Janovyak, commented, “So when I'm using it for cauterization, see how nicely that works, I'm just trying to minimize my bleeding here because mass removals bleed a ton.”

"I have had a J-Ray laser for almost two years now. I use it daily in practice and do not want to practice without it. It is great for helping with orthopedic issues, like back and stifle injuries and chronic arthritic pain. Have been able to keep many CCL tears from needing surgery. Also, I use the J-ray frequently to speed wound healing and have been amazed at how quickly deep wounds have healed with less pain and less infection. I also use the J-Ray for surgeries where I need cut and cauterize at the same time. Just removed a large, tumorous third eyelid from a dog without any bleeding or suturing at all."

Dr. Jessica Miller, DVM, Healing Hearts Veterinary Care, LLC, Wauseon, Ohio

J-Ray 75.5 Watt ISP Laser Specifications

Wavelengths/Power...635nm up to 0.5W + 808nm up to 20W + 980nm up to 30W
+ 1064nm at 25W
Laser Type.....GaAlAs Diode
Laser System.....IV, High Dose
Dimensions..... W: 6.25” x L: 11.12” x H: 9.45”
Weight..... J-Ray Laser Module = 12.35 lbs, with Cases = 29.6 lbs
Power..... Average Power: 37.75W, Peak Power: 75.5W
Display..... 8 inch True Color Touchscreen 1280 x 800 pixels
Battery.....Li-Ion 18.5V/9600mAh
Warranty.....3-Year Warranty on Laser Module, 1-Year on Handpiece

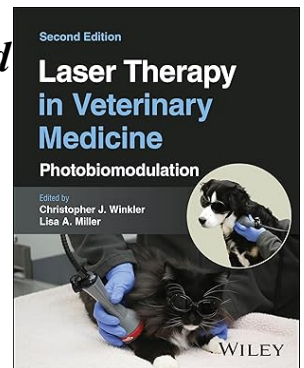
Everything You Need for Therapy + Surgery + Cautery

The J-Ray Laser Compact 25 Watt @ 1064nm + 30 Watt @ 980nm + 20 Watt @ 808nm + 0.5 Watt @ 635nm Diode Module Running Android OS with 8-Inch True Color Touch Screen and Advanced Veterinary Software with WiFi Updates; Operation Mode: CW, Intense Super Or Standard Pulse; Pulse Rate Up to 20KHz

Advanced Therapy Handpiece	Rollerball Therapy Adapter
Small/Large Fixed Lens Therapy Adapters	Ear/Nose/Throat Adapter
Standard Laser Surgery/Cautery Kit	Safety Goggles (2 pair)
Quick Laser Surgery/Cautery Kit	Foot Pedal w/Locking Cover
Laser Safety Doggles for Cats and Dogs	Manual & Warning Sign
Ruggedized, Carrying Case	3-Year Warranty

Laser Therapy in Veterinary Medicine: Photobiomodulation, 2nd Edition is a complete guide to using Class IV therapeutic lasers to treat veterinary patients, focusing on practical information with hundreds of case studies.

Live training is included to minimize startup & maximize the J-Ray use —providing high dose laser therapy, laser surgery, and cautery for your patients.



Scandivet AB
Kvartsgatan 6, 749 40 Enköping
Phone: 0171-857 70
www.scandivet.se
info@scandivet.se



The J-Ray—Waves that make a True Difference