

Product catalog

- Small Animal
- Equine
- Bovine
- Devices
- Disposables



We are changing
veterinary endoscopy

Welcome to Dr. Fritz!

Company

Dr. Fritz Endoscopes GmbH was founded in 1993 as an independent manufacturer of endoscopic equipment and is located in Tuttlingen/Southern Germany close to the heart of the Black Forest.



The company's aim is to develop and to distribute high-quality endoscopes and instruments for minimal invasive surgery with the serious ambition to produce and manufacture high-precision equipment offering both functionality and ergonomic qualities.

Surgeons and staff in practices and hospitals will benefit from instruments produced for the user, which in turn will offer better patient care. We place great emphasis on continuing research and development, offering new solutions under strict quality control.

Quality Control

This combination of product development and quality control enables the company as an independent manufacturer to produce affordable state-of-the-art technology with quality assurance. We supply a fast and reliable service and repair system for all of our products. The staff receive both in-house training as well as external education to continue providing quality products applicable to the latest standards.

Business Partners

Dr. Fritz GmbH has a well-established network of business partners at its disposal, covering a widespread range within the European Union and neighbouring countries as well as North and South America and the Far East.

For this catalog, all rights under copyright law are exclusively reserved by us.

The duplication of the catalog or any part thereof, in any form, is not permitted and requires our written permission. We reserve the right to make catalog and design changes that serve modification and further development.

No warranty for printing errors or mistakes.

Dr. Fritz Endoscopes GmbH
88637 Buchheim / Germany

Small Animal



Endoscopes for general ambulatory use

Endoscope Overview.....4-8

Video Compact System 6, wireless, professional.....10-14

Classic endoscopic equipment

Post- & Rhinoscopy & LED mirror system.....15-19

Professionelle endoskopische Ausrüstung

Video Bronchoscopy.....20-22

Video Gastroscopy & Foreign body removal.....23-32

Gynecology, KB, AI.....33-37

Laparoscopy/Thoracoscopy.....38-46

HF-Vessel sealing.....46

Arthroscopy.....49-59

Pets, Birds & Exotics

Rigid an flexible endoscopes.....60-62

Equine



63

Endoscopy of the Nose, Larynx, Teeth.....64-67

Dynamic Laryngoscopy, Training Laryngoscope.....68-70

Bronchoscopy.....71-79

Gastroscopy.....80-84

Laparoscopy/Thoracoscopy.....85-96

HF-Vessel sealing.....94

Vaginoscopy.....97-99

Arthroscopy.....100-109

Pre-OR safety belt, EquiPorter.....110-111

Bovine



112

Teat Endoscopy, Theloscopy.....113-116

Teat Products/Keratelin.....117

Laparoscopy/Thoracoscopy.....118-124

Vaginoscopy.....125-129

Devices



130

Light sources.....131

Video camera, HD, wireless.....132-133

Monitor, receiver, recorder, capture.....134

Suction & irrigation pump.....135

CO₂-Inflator & pressure infusor.....136-137

Shaver.....138-139

HF devices/sealing technology.....140-146

Washer & Dryer.....147-148

Video cart.....149

Disposables

150

Hygiene, cleaning, care.....151-156

Products for daily use, Keratelin.....157-160

Endoscope overview

Small Animal

■ Otosopes / Rhinoscopes



- HD LED Endoscope wireless
- OD: 3mm
- WL: 6cm
- 90°
- Item number: 98-VCS6



- Compact Rhinoscope/Vaginoscope
- OD: 3,4x2,6mm, 8,5 Charr
- WL: 20cm
- Working channel: 1,2mm
- Luer connection, fully immersible
- Item number: TA20-3SET

■ Bronchoscopes



▪ Video Bronchoscope

Itm.-No.:	Length	ø	Working channel	Transmission
TXBH2-36V	36cm	2,9mm	kein Arbeitskanal	Wireless
TXBH4-54V	54cm	3,9mm	1,2mm	Wireless
TXBH5-76V	75cm	5,9mm	1,8mm	Wireless

■ Gastroscope



▪ Video Gastroscope

Itm.-No.:	Length	ø	Working channel	Transmission
TG107-8	105cm	7,9mm	2,8mm	Wireless
TG136-9	135cm	9,8mm	2,8mm	Wireless
TG176-9	165cm	9,8mm	2,8mm	Wireless

Endoscope overview

Small Animal

■ Vaginoscopes



- Compact Video Vaginoscope
 - OD: 4,9x3,6mm, 13 Charr
 - WL: 36cm
 - Working channel: 2,6mm
 - Luer connection
 - Item number: SET-GY-5VI
- Compact Video Vaginoscope
 - OD: 3,4x2,6mm, 8,5 Charr
 - WL: 20cm
 - Working channel: 1,2mm
 - Luer connection
 - Item number: TA20-3SET

■ Laparoscopes



- Compact Video Laparoscope
- D: 5,5mm
- EL: 27cm
- Item number: TA27-5

■ Arthroscopes



Itm.-No.:	ø	Length		Transmission
TA071-13	1,9mm	7cm	30°	Wireless
TA110-23	2,7mm	11cm	30°	Wireless

Endoscope overview

Equine

■ Nose, Larynx & Teeth



▪ Video Sinus Endoscope

Item. No.:	Length	ø	Working channel	Transmission
TXBH4-54V	54cm	3,9mm	1,2mm	Wireless
TXBH5-76V	75cm	5,9mm	1,8mm	Wireless



- Dentalstick HD Water Jet
- OD: 12mm
- WL: 46cm
- Field of vision 140°
- With flushing nozzle, Luer connector(fe)
- Item number: TD-92HDS

■ Laryngoscopes



- Trainings Laryngoscope
- OD: 13mm
- WL: 100cm
- Flushing pump
- Item number: ETL4-86SET

■ Bronchoscopes



▪ Video Bronchoscope

Item. No.:	Length	ø	Working channel	Transmission
TG107-8	105cm	7,9mm	2,8mm	Wireless
TG136-9	135cm	9,8mm	2,8mm	Wireless
TG176-9	165cm	9,8mm	2,8mm	Wireless

Endoscope overview

Equine

■ Gastroscopes



▪ Video Gastroscope

Item. No.:	Length	ø	Working channel	Transmission
TG326-12	320cm	12mm	3,2mm	Funk/HD

■ Laparoscopes



- Video Laparoscope
- OD: 10mm
- WL: 50cm
- Item number: TS50-10SET



- Compact Video Vaginoscope
- OD: 28mm
- WL: 52cm
- Item number: TQ52-28

■ Vaginoscopes



- Video Vaginoscope
- OD: 28mm
- WL: 52cm
- Item number: TQ52-28

■ Arthroscopy



Item. No.:	ø	Length	Transmission
TA182-43	4mm	18cm	30° Wireless

Endoscope overview

Bovine

■ Teat Endoscopes / Theloscopes



- LED Endoscope wireless
- OD: 3,5mm
- WL: 9cm
- Item number: SET-Z6-VIS

■ Laparoscopes



- Video Laparoscope
- OD: 10mm
- WL: 50cm
- Item number: TS50-10E



- Video transvaginal Laparoscope
- OD: 28mm
- WL: 52cm
- Item number: TQ52-28

■ Vaginoscope



- Video Vaginoscope
- OD: 28mm
- WL: 52cm
- Item number: TQ52-28

Small Animal

Dr. Fritz®
Wireless Endoscopes

- Postrhinoscopy & Otoscopy
- Vaginoscopy
- Bronchoscopy & Gastroscopy
- Gynecology
- Arthroscopy
- Laparoscopy & Thoracoscopy



We are changing
veterinary endoscopy

Small Animal



Video Compact System 6

Endoscope for general ambulatory use, pets & exotic species



WIRELESS Video-Compact-System 6

Professionell endoscopic video
equipment in HD



Video Compact System 6

Endoscope for general ambulatory use, pets & exotic species



- ✓ Integrated sender 5,8 GHz for wireless video transmission
- ✓ Integrated LED light
- ✓ Easy handling & quick cleaning
- ✓ Autoclavable sheath

General use for small Animal consulting rooms

- Rhinoscopy
- Laryngoscopy
- Dental endoscopy
- Otoscopy
- Vaginoscopy
- Dermoscopy
- Best compliance with the owner

■ Set 98-VCS6-SE

- Basic unit, 3mm, 6cm
- Charging station, wall mount
- Application sheaths for ears and oral examination in pets
- Optical grasping forceps
- Ear curette
- Antifog, cleaning brush
- Stainless steel stand for silicone sleeves including charging station
- Inflation pump for dental and gyn
- 10" monitor receiver

Wireless video transmission





Video Compact System 6

Endoscope for general ambulatory use, pets & exotic species

Set

VCS 6
OD:3mm WL:6cm
Completely soakable



Stainless steel stand for
silicone sleeves including
charging station
(981-VK-RA5)



Optical grasping forceps
(98-VCS6-8F)



Cats sheath
OD:4,5mm, WL:6,7cm
(98-VCS6-3)



Silicon sheath
OD:5mm, WL:7cm
(98-VCS6-6S)



Dental sheath
OD:8mm, WL:7,3cm
(98-VCS6-4)



Tongue spatula
OD:7,3mm, WL:8cm
(98-VCS6-5)



Laser sheath
OD:5,4x5,0mm, WL:6,8cm
working channel: 3,6mm
(98-VCS6-9)



Ear curette, oval, rounded end
OD:2mm WL:14cm
(B18-121)



Antifog
(E-22-71)



Inflation pump, small
4L/min., max. 0,2 bar,
incl. silicon tube
(H150-1-1)



10" Monitor receiver
incl. recorder & accu
(TXM10-58R)





Several applications

✓ Multi receiver capable

✓ Automatic radio connection, all types of endoscopes (broncho/arthroscopes/laparoscopes)



Receiver - monitor



TXM10-58R

10" Receiver-monitor, recorder

- mSD card slot, automatic scan, battery

TXM7-58R


7" Receiver-monitor, recorder

- mSD card slot, automatic scan, battery

TXL2-580M

5" Receiver-monitor, recorder

- mSD card slot, automatic scan, battery
- With arm strap



M-LCD-22PC

21" LCD PC with in-built receiver and recorder

TXL1-7-NO2

Receiver for Apple & Windows
incl. USB grabber



M-LCD-21SK

21" Video monitor HD
with in-built receiver for scopes

TXL1-583

TV receiver for monitor
Video-Out



Additional equipment

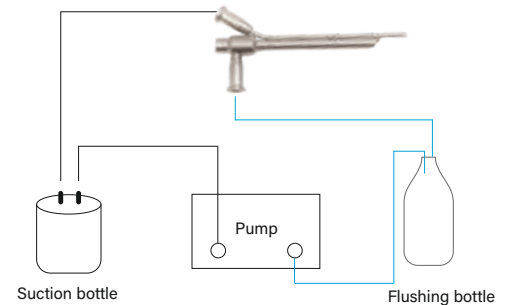
Video Compact System

Suction-/irrigation pump

For lens cleaning, inflation and suction.
For small and large animal practice.

H140-3S

- Suction & irrigation pump (H140-3)
- 1 li. suction bottle (H160-AB-43)
- 1 li. flushing bottle (H160-AB-7)
- Tubes & transformer
- Sterile filter (AR-10-922)




Optical suction & irrigation sheath

Suction & irrigation sheath
for VCS 6
(98-VCS6-11)



Biopsy forceps

OD:2mm, WL:14cm
(B20-130)



Silicon tips

Silicon tips
Autoclavable
30 pcs.
(981-VK-S)




Suitable for silicon sheath
98-VCS6-6S

Small Animal



Compact Rhinoscope-/Vaginoscope

Classic endoscopic equipment for pets- and small animals



WIRELESS Compact Rhinoscope/ Vaginoscope

One of the smallest units with
working channel worldwide

15 2025

+49 (0)7777 / 882300 ■ dr.fritz@dr-fritz.de ■ www.dr-fritz.com

Dr. Fritz[®]
Wireless ■ Endoscopes



Compact Rhinoscope/Vaginoscope

Classic endoscopic equipment for pets and small animals



- ✓ Battery replaceable
- ✓ Control display on the endoscope
- ✓ Integrated sender 5,8 GHz
- ✓ Integrated LED light
- ✓ Easy handling & quick cleaning
- ✓ Fully immersible



Control display



Battery replaceable

■ Set (TA20-3SET)

Cordless generation with exchangeable battery, in-built LED's, video camera, HD sender for video transmission & 1,5" control display.

- Compact Rhinoscope/Vaginoscope
- 2 spare batteries
- Charging station
- Charger
- Biopsy forceps
- 3 way stopcock
- Catheter, 1,0mm
- Cleaning brush
- Protection sheath
- NEW: enables circulation flushing
- 10" monitor receiver

▷ Several applications

see page 13

Wireless video transmission





Compact Rhinoscope/Vaginoscope

Classic endoscopic equipment for pets and small animals

■ Set (TA20-3SET)

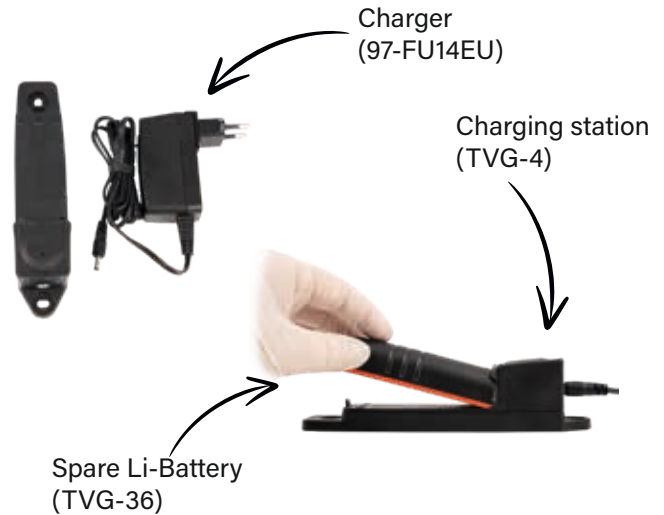
Compact Rhinoscope-/Vaginoscope
OD: 3,4x2,6mm, 8,5 Charr
WL: 20cm
Working channel: 1,2mm
Luer connection, fully immersible



Charger
(97-FU14EU)

Charging station
(TVG-4)

Spare Li-Battery
(TVG-36)



Biopsy forceps
OD: 1,0 mm
WL: 35cm
(B10-351)



Flushing & protection cannula
4mm
enables 2 way suction & irrigation
(TV20-3SP)



Cleaning brush



3 way stopcock
(Y-LL-1273H)



Catheter
OD: 1,0 mm
WL: 100cm
(F13-102A)



10" Monitor receiver
incl. recorder & accu
(TXM10-58R)





Additional equipment

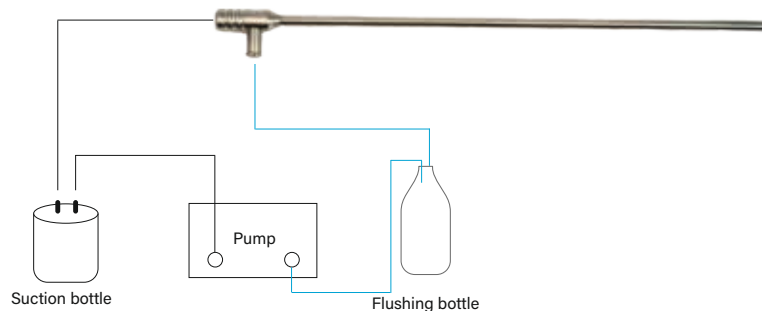
Compact Video Rhinoscope/Vaginoscope

Suction-/irrigation pump

H140-3S

- Suction & irrigation pump (H140-3)
- 1 li. suction bottle (H160-AB-43)
- 1 li. flushing bottle (H160-AB-7)
- Tubes & transformer
- Sterile filter (AR-10-922)

For lens cleaning, inflation and suction.
For small and large animal practice.



NEW! Post rhino video mirror

TA20-3P18

OD: 18mm, WL: 20cm
With soft palate hook

Until now examination of retro pharynx was only possible for clinics and hospitals with appropriate endoscopic equipment. The newly developed video mirror system allows the general practitioners to perform retro pharyngoscopy. Grasping of foreign bodies or biopsies under visual control are possible.





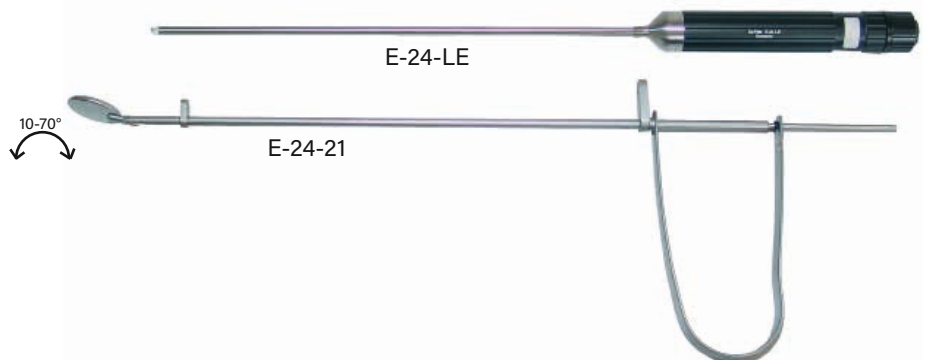
Post rhinoscopy LED mirror system

for cats and dogs



Until now examination of retro pharynx was only possible for clinics and hospitals with appropriate endoscopic equipment. The newly developed deflecting mirror system allows the average practice to perform retro pharyngoscopy. Grasping of foreign bodies or taking biopsies under visual control are possible.

Choanae mirror with LED light, independent of endoscopes



E-24-LE-SET Post rhinoscopy LED set
consisting of:

- E-24-LE Light carrier
- E-24-21 Choanae mirror
- E-22-2 Choanae hook
- E-22-71 Antifog

Zubehör



E-22-2 Epiglot double hook
16 cm, for cats and middle sized dogs



E-22-71 Antifog fluid
for endoscopes and mirrors, 50 ml

K-3325-61 Special transportation case
33x25x6 cm (without picture)

Small Animal



Video- Bronchoscope

Professional bronchoscopes



WIRELESS Video Bronchoscope

With integrated video camera
and LED light

20 2025

+49 (0)7777 / 882300 ■ dr.fritz@dr-fritz.de ■ www.dr-fritz.com

Dr. Fritz[®]
Wireless Endoscopes



Video Bronchoscope

Professional bronchoscopes



- ✓ Integrated sender for wireless video transmission
- ✓ Easy handling, quick cleaning & disinfection
- ✓ Fully immersible
- ✓ Up/down controlled
- ✓ Working channel



Item No.	Length	ø	Working channel	Transmission
TXBH2-36V	36cm	2,9mm	No working channel	wireless
TXBH4-54V	54cm	3,9mm	1,2mm	wireless
TXBH5-76V	75cm	5,9mm	1,8mm	wireless

Set TXBH4-54V

- Bronchoscope TXBH4-54
- Charger
- Cleaning brush
- Density tester
- Grasping forceps
- Storage case
- 7" Monitor receiver

► Several applications

see page 13



Wireless transmission





Video Bronchoscope

■ Set TXBH4-54V

Bronchoscope
OD: 3,9mm, WL: 54cm,
Fully immersible
(TXBH4-54)




Charger
(TV27-NET)



Grasping forceps
(F12-811)



Cleaning brush
(F10-1107)



Density tester
(EF-18)



7" Monitor receiver
(TXM7-58R)



Case
56x41x11cm
(K-5041-11)



Small Animal



Video- Gastroscope

Professional gastroscopes - connection for insufflation, irrigation and suction



WIRELESS

Video Gastroscope

- NextGen4 -



23 2025

+49 (0)7777 / 882300 ■ dr.fritz@dr-fritz.de ■ www.dr-fritz.com

Dr. Fritz[®]
Wireless ■ Endoscopes



Video- Gastroscope

Professional gastroscopes - connection for insufflation, irrigation and suction



- ✓ Integrated sender for wireless video transmission
- ✓ Integrated video camera with LED light
- ✓ Integrated DVR
- ✓ Ergonomic body
- ✓ Easy handling, quick cleaning and disinfection

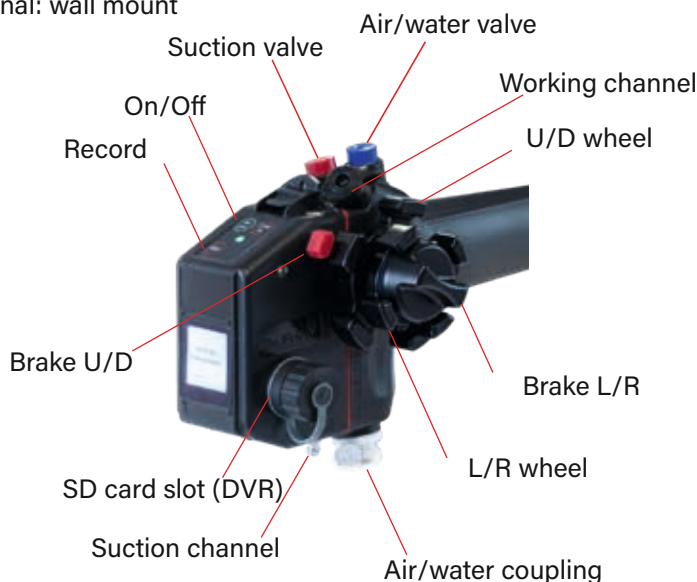
New Generation - NextGen4

- Integrated control display
- Integrated SD card slot
- Fully soakable
- Truly mobile

Item No.	Length	Ø	Working channel	Transmission
TG107-8	105cm	7,9mm	2,8mm	Wireless
TG136-9	135cm	9,8mm	2,8mm	Wireless
TG176-9	165cm	9,8mm	2,8mm	Wireless

Set TG136-9G

- Gastroscope TG136-9
- Charger
- Cleaning adaptors
- Cleaning brush
- Density tester
- Biopsy forceps
- 10" receiver-monitor, recorder
- Air/water pump
- Transportation case
- Optional: wall mount



Wireless HD transmission





■ Set TG136-9G

Gastroscope
OD: 9,8mm
WL: 1,35m
(TG136-9)



Charger
magnetic
(TV27-NET)



Cleaning adaptors
(TW132-24S)



Cleaning brush
(F28-1709)



Biopsy forceps
(B23-180E)



Density tester
(EF-23)



Air/water pump
(TW4-250SE)



10" Receiver-monitor,
recorder
(TXM10-58R)



Case for NextGen4
size: 56x41x11cm
(K-5641-10)





Several applications

✓ Multi receiver capable

✓ Automatic radio connection, all types of endoscopes (broncho/arthroscopes/laparoscopes)



Receiver - monitor



TXM10-58R

10" Receiver-monitor, recorder

- mSD card slot, automatic scan, battery

TXM7-58R

7" Receiver-monitor, recorder

- mSD card slot, automatic scan, battery

TXL2-580M

5" Receiver-monitor, recorder

- mSD card slot, automatic scan, battery
- With arm strap



M-LCD-22PC

21" LCD PC with in-built receiver and recorder

TXL1-7-NO2

Receiver for Apple & Windows
incl. USB grabber



M-LCD-21SK

21" Video monitor HD
with in-built receiver for scopes

TXL1-583

TV receiver for monitor
Video-Out



Additional equipment

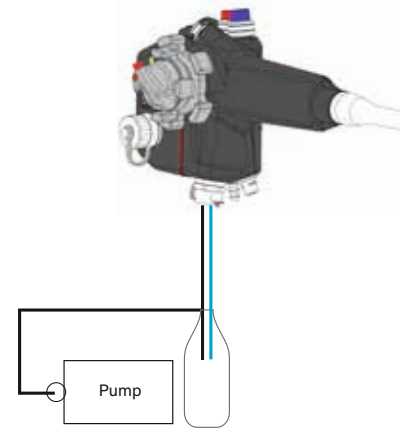
Video Gastroscope

Air/water pump

For lens cleaning and inflation

TW4-250SE

- Air/water pump (H150-1-1)
- Air/water twin tube (TW4-133)
- Fixation for bottle (TW4-261H)
- Bottle 250ml (TW4-250)

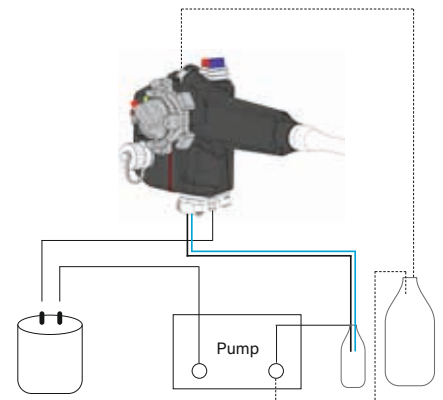


Suction-/irrigation pump

For lens cleaning, inflation and suction.
For small and large animal practice.

H140-3S

- Suction & irrigation pump (H140-3)
- 1 li. suction bottle (H160-AB-43)
- 1 li. flushing bottle (H160-AB-7)
- Tubes & transformer
- Sterile filter (AR-10-922)



Wall mount, inductive charging

For perfect storage

TGX-25S

- Wall mount
- Power supply





Additional equipment

Video Gastroscope

■ Catheter, injection needle, guttural pouch probe


F20-220

Teflon catheter
with luer-lock connector

- OD: 2 mm, WL: 235 cm
- autoclavable

F20-219

Spare catheter

- OD: 2 mm, WL: 10 m
- autoclavable

LLW-1220

Luer-lock connector

- Female OD: 2 mm
- Autoclavable


F22-16045


Guttural pouch probe

- OD: 2,2 mm, WL: 165 cm

F22-22046

Guttural pouch probe

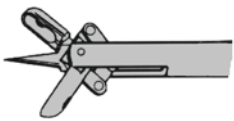
- OD: 2,2 mm, WL: 230 cm


F231-220

Injection needle with teflon tube,
luer-look connector

- OD: 2,2 mm, WL: 235 cm,
Needle: 0,9x6 mm

■ Biopsy-grasping forceps, hooks, brush


B22-16011

Biopsy forceps with spike

- OD: 2,4 mm WL: 165 cm

B22-22011

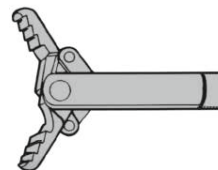
Biopsy forceps with spike

- OD: 2,4 mm WL: 230 cm

B23-3601

Biopsy forceps with spike

- OD: 2,3 mm WL: 360 cm


F22-16041

Grasping forceps

- OD: 2,2 mm WL: 160 cm

F22-22041

Grasping forceps

- OD: 2,2 mm WL: 230 cm

F23-3604

Grasping forceps

- OD: 2,3 mm WL: 360 cm


B23-180E

Disposable biopsy forceps
steril

- OD: 2,3 mm WL: 180 cm

B23-230E

Disposable biopsy forceps
steril

- OD: 2,3 mm WL: 230 cm


F23-16042

Grasping forceps
„foreign body“

- OD: 2,3 mm WL: 160 cm

F23-22042

Grasping forceps
„foreign body“

- OD: 2,3 mm WL: 235 cm



Additional equipment

Video Gastroscope

FK23-1635

Basket size: 4,5 x 6cm

6 wires

- OD: 2,2mm WL: 160 cm



FK23-1637

Basket size: 5 x 10cm

6 wires

- OD: 2,3mm WL: 160 cm

FK23-2035

Basket size: 4,5 x 6cm

6 wires

- OD: 2,3mm WL: 230 cm

F22-16040

Grasping forceps

3 hooks

- OD: 2,2 mm WL: 165 cm



F22-22040

Grasping forceps

3 hooks

- OD: 2,2 mm WL: 230 cm

F28-1709

Cleaning brush

- OD: 2,6-3,5mm WL: 150 cm



F28-2208

Cleaning brush

- OD: 2,6-3,5mm WL: 230 cm



F28-3008

Cleaning brush

- OD: 2,6-3,5mm WL: 330 cm

F28-280E

Disposable cleaning brush

steril, 10pcs./pack

- OD: 1,8-2,8mm WL: 210 cm

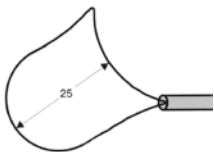


For high frequency surgery

SL23-2310

Asymetric polypectomy snare complete with tube, without handle

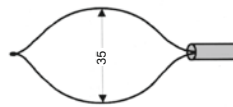
- OD: 2,2mm, WL: 230cm wide: 25mm



SL23-1612

Symetric polypectomy snare complete with tube, without handle

- OD: 2,2mm, WL: 165cm wide: 35mm



SL23-2312

Symetric polypectomy snare complete with tube, without handle

- OD: 2,2mm, WL: 220cm wide: 35mm

HF22-1601

Suction-coagulation electrode monopolar, luer-lock connector

- OD: 2,2 mm, WL: 165 cm



HF-301-ER

HF- connecting cord

monopolar, com. to Erbe units 4mm

- Length: 3 m



HF22-2301

Suction-coagulation electrode monopolar, luer-lock connector

- OD: 2,2 mm, WL: 235 cm

HS11-1200

Handle for polypectom, HF snares

- standard connections





Additional equipment

Video Gastroscope


■ Brugman's foreign body catcher

for removing of foreign bodies
compatible to gastroscopes

FK-15-90 Brugman's foreign body catcher, short
90cm, OD:24mm, single use, 1 piece

FK-15-135 Brugman's foreign body catcher, long
135cm, OD:24cm, ID:15mm, 1 piece

compatible to gastroscopes
different manufacturers with OD <13mm



Gastroscope



Insert gastroscope

* patent pending

- Attention: disposable product
return shipment not accepted.

X-46-00 Foreign body protection cap
for gastroscopes Ø 9-11 mm





Additional equipment

Video Gastroscope

■ For rigid and flexible endoscopes

DE-10-702 Dr. Fritz enzymatic cleaning flex,
1,5%, 1 litre, 7 enzymes, 0,5%,
for daily manual and automated cleaning



DE-10-300 Disinfection solution ,
for flexible and rigid endoscopes.
for manual and automated use,
1-3% dilutions, 5 litres



■ Option for cleaning of flexible endoscopes in the field

Disinfection-, transportation & storage basin

for flexible endoscopes

- For manual & semi-automatic cleaning
- Can also be used for cleaning machines
- Favourable
- For all endoscope types
- Can be integrated as a drawer
- With air vent
- Stackable



Stackable



DE-17-44S Basin for cleaning, transportation and
storage for flexible endoscopes
50x44x16 cm,

consisting of:
Basin (DE-17-44)
Cover, transparent (DE-17-41)



NEW!

Video hook grasper

The first video foreign body forceps for small and large patients

- For large item retrieval
- Rounded and self closing jaws
- Distal end curved
- Easy connectable to any video monitor
- Luer air connection



Video 3-hook grasper Set, large

- Ø 22mm, WL: 1,1m
- 3m video-/power cable & power adapter (110-230VAC;50/60Hz)
- -Video cable with cinch
- Not soakable

Set consisting of:

- Video 3-hook grasper (FK106-21)
- Inflation pump (H150-1-1)
- 7" monitor with accu (TXM7-59A)



Video 2-hook Set, small

FK187-19S



- Ø 25x19mm, 65 Charr, WL: 87cm
- 3m video-/power cable & power adapter (110-230VAC;50/60Hz)
- -Video cable with cinch
- Not soakable

Set consisting of:


- Video 2-hook grasper (FK187-19)
- Inflation pump (H150-1-1)
- 7" monitor with accu (TXM7-59A)



Video hook grasper also available individually



Luer air connection



Handle

Cinch connection

Small Animal



Compact Video-Vaginoscope TCI

Set universal for all dog sizes - transcervical insemination acc. to Blending



WIRELESS Compact Video-Vaginoscope

Special TCI system for transcervical
insemination acc. to Blending



Compact Video-Vaginoscope TCI

Set universal for all dog sizes - transcervical insemination acc. to Blendingner



- ✓ Battery replaceable
- ✓ Control display on the endoscope
- ✓ Integrated sender 5,8 GHz
- ✓ Integrated LED light
- ✓ Easy handling & quick cleaning
- ✓ Fully immersible

Working channel with
Luer connection

Control display

Battery replaceable

Compact Video-Vaginoscope & special TCI system for transcervical insemination, acc. to Blendingner, 36cm micro endoscope with integrated video camera and LED light and wireless video transmission.

■ Set (SET-GY-5VI)

- Compact Video-Vaginoscope
- 2 spare batteries
- Charging station
- Charger
- Sheath D:7mm
- Sheath D: 13mm
- Protection sheath
- 3 way stopcock
- Silicon cap
- Catheter, 1,6mm
- Cleaning brush
- 10" monitor receiver

▷ Several applications

see page 13

Wireless video transmission





Compact Video-Vaginoscope TCI

Set universal for all dog sizes - transcervical insemination acc. to Blender

Set

Compact Video-Vaginoskop (TA36-4-3)
OD: 4,9 mm x 3,6mm, 13 Charr
WL: 36cm
Working channel: 2,6mm
Battery replaceable



Charger
(97-FU14EU)



Charging station
(TVG-4)



Sheath for vaginostopy
OD:7mm, 29cm
(TA36-45S)



Sheath for vaginostopy
OD:13mm, 30cm
(TA36-49S)



3 way stopcock
(Y-LL-1273H)



Special catheter
OD: 1,6 mm, WL: 69cm
Angled tip, olive end
(F12-69)



10" Monitor receiver
incl. recorder & accu
(TXM10-58R)



Cleaning brush
OD: 2,0 mm
WL: 115cm
(F20-181E)





Accessories

Video Vaginoscope

Special catheter
OD: 1,3 mm, WL: 69cm
angled tip, olive end
(F11-69)



Special catheter
OD: 1,6 mm, WL: 69cm
angled tip, olive end
(F12-69)

Special catheter for insemination
OD: 1,6 mm, WL: 50cm
straight end, connection LL(f)
(F16-50)



Flexible biopsy forceps
OD: 2 mm, WL: 35cm
(B18-33)



Three way stopcock
plastic, disposable, non steril
Package of 10 pieces
(LL-1273H)



One way stopcock
plastic, disposable, non steril
Package of 10 pieces
(LL-1271H)



Sealing cap for working channel
opening 1mm,
Package of 5 pieces
(TR-60-1D)




Transportation case for vaginoscope
without picture
(K-3325-62)



Gynecology, Vaginoscopy & AI

Rigid endoscopes for medium and large dogs

■ Video Vaginoscope with sheath



TV27-5SET

Video Vaginoscope/Laparoscope
0°, OD: 5mm, WL: 27cm,
cordless generation with exchangeable battery,
with LED light, 5,8 Ghz

Consisting of:

- Compact Vaginoscope/Laparoscope (TA27-5)
- Charging station (TVG-4)
- 2x battery (TVG-36)
- Outer sheath 12mm (STV27-51)
working channel: 5,6mm, WL: 27cm
- Vaginoscope sheath (STV27-5V)
- Small air pump (H150-1-1)
- Power adapter (TV27-NET)
- 10" Receiver monitor (TXM10-58R)

Working channel



LED light



Small Animal



Laparoscopy / Thoracoscopy

Endoscopes and instruments for minimally invasive surgery



WIRELESS Video- Laparoscope


for small animals



Laparoscopy / Thoracoscopy

Telescopes for diagnostic and surgery

■ Video Laparoscope, wireless



TV27-5SET

Video Laparoscope/ Vaginoscope
0°, OD: 5mm, WL: 27cm,
cordless generation with exchangeable battery,
with LED light, 5,8 Ghz

Consisting of:

- Compact Vaginoscope/Laparoscope (TA27-5)
- Charging station (TVG-4)
- 2x battery (TVG-36)
- Outer sheath 12mm (STV27-51)
 working channel: 5,6mm, WL: 27cm
- Vaginoscope sheath (STV27-5V)
- Small air pump (H150-1-1)
- Power adapter (TV27-NET)
- 10" Receiver monitor (TXM10-58R)

Working channel



LED light





Laparoscopy / Thoracoscopy

Trocar cannulas with magnetic valve, safety trocars

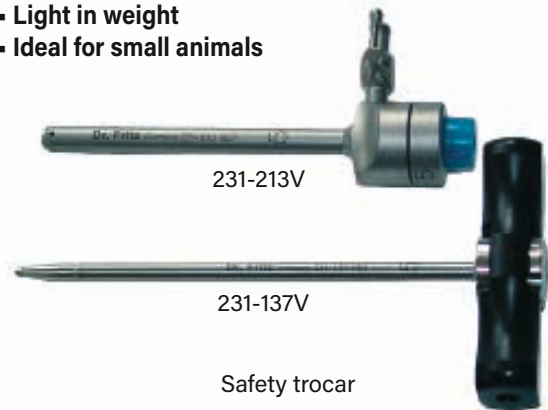
Trocar cannulas are designed with different types of valves to reduce or to avoid CO₂ loss when changing instruments and telescope during laparoscopy and thoracoscopy. Our reusable and patented magnetic valve trocar system has several advantages compared to other valve types. First of all they are light in weight and because of the valve construction, the insertion of instruments and scopes will pass smoothly through with out scratching or touching the front lens like in a ball system or in a so called automatic valve system. In addition there is nearly no gas loss even when changing instruments. There are no mechanical parts to clean inside except the magnetic flap itself which is a great help to your staff.

Inner diameter 5,5mm

for standard 5mm instruments

- 231-213V** **Cannula only** with magnetic valve, ID: 5,5 mm, 7 cm, stainless steel, stopcock, 40 g
- 231-212V** **Cannula only** with magnetic valve, ID: 5,5 mm, 7 cm, 30 g (without picture)
- 231-137V** **Safety trocar only "Cavi Safe"**
cork screw handles, compatible with cannulas ID: 5,5 mm, WL: 7 cm, fully dismantable
- 231-105V** **Trocar only with sharp tip**, compatible with Canully only ID: 5,5 mm, WL: 7 cm (without picture)

- Light in weight
- Ideal for small animals



A



B




C

Tissue pressure exposes the sharp tip

Inner diameter 10mm

for telescopes and 10,, instruments


- 230-212V** **Cannula only** with magnetic valve, ID:10 mm,WL: 7 cm, inflation stopcock, 55 g
- 230-213V** **Cannula only** with magnetic valve, ID: 10 mm, WL: 7 cm, 45 g, (without picture)
- 230-137V** **Safety trocar only** with cork screw handles, compatible to cannulas ID: 10 mm, WL: 7 cm, fully dismantable
- 230-105V** **Trocar only** with pyramidal tip for cannulas ID: 10 mm, NL: 7 cm



Inner diameter 13mm

for telescopes and 13mm instruments

- 637-232** **Cannula only** with magnetic valve, ID:13 mm, WL: 10 cm, inflation stopcock, Trinox
- 237-173** **Canulla only** with pyramidal tip for cannulas ID: 13 mm, WL: 10 cm






Laparoscopy / Thoracoscopy

Accessories, Trocar disposable



230-505

230-505V Reducer adapter for trocars from
ID: 10 to 5,5 mm



231-211 Sealing caps for 5,5 mm, package of 10 pieces

230-211 Sealing caps for 10 mm, package of 10 pieces

231-215 Magnetic valve flap for 5,5 mm trocar cannulas,
package of 2 pieces

230-215 Magnetic valve flap for 8/10/11/12/13mm
trocar cannulas, package of 2 pieces

■ Trocar disposable 5,5mm & 12,5mm

TR-59-54



TR-59-54 Trocar disposable, ID: 5,5mm, WL: 7 cm,
with spike, LL(f), inflation stopcock,
package of 8 pieces

TR-60-121



TR-60-121 Trocar disposable, ID: 12,5mm, WL: 10cm,
with optical spike, no blade,
12-8/-5 mm, LL(f) inflation stopcock,
package of 6 pieces



Laparoscopy / Thoracoscopy

Palpation and Puncture

■ Laparoscopy first puncture needle

L-19-100 Veress needle
OD: 2,1 mm, 10 cm, LL(f)



Injection cannula



Injection system and probe

L-210 Injection cannula
thin, 1x26 mm, 2 pieces

L-218 Injection cannula
large, 1,9x26 mm, 2 pieces

L-218R Injection cannula
rounded, 1,9x28 mm, 2 pieces

L-33-210 Injection system and probe
5 mm, 33 cm, protected interchangeable needle, consisting of:
L-33 Inside tube, LL, connector
L-33-2 Outer tube/probe
L-210 Needle, 1 piece (1x26mm)

■ Mini instrument for two portal technique in laparoscopy, 2,4mm



L-24-23 Needle with mini grasping forceps
OD: 2,4 mm, WL: 23 cm





Laparoscopy / Thoracoscopy

Standard instruments, 5mm

Plastic handles

- With or without lock
- HF connector
- Colour coding for scissors



- Long life span
- Compatible to 5mm trocar cannulas

Tubular sheaths

- 5 mm Ø
- Different working lengths
- Rotatable through 360°
oder feststehend
- Insulated



Each jaw insert and outer sheath can be used with any type of handle.

Complete instruments, fully dismantable

Scissors

- 531.04H05V** **Hook scissors**, 5mm, 33cm, single action jaws, insulated, rotatable, dismantable, high quality, consisting of:
jaws insert (53M04), sheath (53 R 1)
handle (H05), color code:white



Biopsy forceps

- 531.61H01V** **Biopsy forceps**, 5mm, 33cm, double action jaws, dismantable, consisting of:
jaws insert (53M60), sheath (53R1)
handle (H01), color code:black





Laparoscopy / Thoracoscopy

Standard instruments, 5mm

■ Universal dissection forceps

531.40H01V **Dissection forceps (Maryland)**, 5 mm, 33 cm,
curved, insulated, rotatable, dismantable,
consisting of:
jaws insert (53 M 40), sheath (53 R 1)
handle (H 01) color code: black



531.23H11V **Atraumatic grasper**, 5mm, 33cm,
curved, insulated, rotatable, dismantable, inside ratchet,
consisting of:
jaws insert (53 M 23), sheath (53 R 1),
handle (H11, HF-connector), color code: black



531.22H11V **Grasping forceps**, universal use, 5mm, 33cm,
insulated, dismantable, rotatable, inside ratchet,
consisting of:
jaws insert (53 M 22), sheath (53 R 1),
handle (H 11, HF-connector), color code: black



531.27H11V **Babcock grasping forceps**, 5mm, 33cm,
insulated, dismantable, rotatable, inside ratchet,
consisting of:
jaws insert (53 M 27), sheath (53 R 1),
handle (H 11, HF-connector), color code: black



531.36H11V **Bowel grasping forceps**, 5mm, 33cm,
insulated, dismantable, rotatable, inside ratchet,
consisting of:
jaws insert (53 M 36), sheath (53 R 1),
handle (H 11), color code: black



531.30H11V **Claw grasping forceps**, 5mm, 33cm,
fixed tube, inside ratchet,
consisting of:
jaws insert (53 M 30), sheath (53 R 1),
handle (H 11)





Laparoscopy / Thoracoscopy

Palpation

Knot tier and cutter



Easy handling, easy to tighten, additional cutting


L-19-534

Knot tier, standard version,
OD: 5 mm, WL: 29 cm, easy filling,
suture size up to 1metric

Needle holders

Axial handle, ergonomic, stable, O D: 5mm

- Easy Clean System
- Needle self positioning



L-19-562V

Needle holder, left turned, OD: 5 mm, WL: 22 cm,
axial handle, LL connector



L-19-563V

Needle holder, angled upwards, OD: 5 mm, WL: 22 cm,
axial handle, LL cleaning connector

– needle self positioning jaw –



Special devices - High Frequency Surgery

High frequency unit, High speed, Typ Atom

High frequency unit, High speed - with vessel sealing technique. Parallel usage of all outputs.

- Adapter for instruments other manufacturers on request

- uncomplicated use
- up to date safety regulation
- vessel sealing with confirmation signal
- compatible to all instruments on the market
- program via Touch Screen
- SDS self detecting system

Vessel Sealing



HF-401-TH HF/Radio frequency unit, High End Thermo Stapling (vessel sealing), touch-screen programmable, latest mono & bipolar technique SDS - self detecting system incl. high speed vessel sealing delivery without accessories, 400W, 230VAC, 50/60Hz

Specifications:

Monopolar	Cutting	400 W
	Coagulation	200 W
	Soft/Forced	+ / +
Bipolar	Cutting	400 W
	Coagulation	200 W
	Auto Start/Stop	+ / +
Bipolar	Thermo-Stapling	+ 300 W
	Thermo sealing	+
	Auto Stop	+
Weight	7 kg	
max. power		420 W



Special devices - Inflator

CO₂ Inflator, electronically monitored

- small and large animal
- reusable tubing
- bacterial filter
- economical



741-025V CO₂ Inflator, electronically monitored,
max. 20 litre, complete without bottle
automatic pressure reduction system,
DIN gas connection type,
115-230 VAC, 50-60Hz,
DIN IEC 601/1, DIN VDE 871

Accessories



741-009-1 Spare Silicon tube, 3m, for CO₂ inflation,
incl. connector, autoclavable

741-009-FF Sterile filter system for CO₂ -inflator
disposable, box with 50 pcs.
medical connection D:22mm

741-002 CO₂ high pressure tube, 1m
DIN connector, screw both sides

741-009V-PN CO₂ high pressure tube, 0,8m
compatible to PIN Index bottle (without picture)



* Sterile product -
return shipment not accepted



Laparoscopy/Thoracoscopy

Complete set with video laparoscope - wireless

Basic set without camera system and light source

SET-K-LA-B1

Laparoscopy set, small animals, conventional for standard 2 portal technique complete, but without video camera and light source

consisting of:

- Wide angle telescope 30°/5mm/28cm (T281-5030)
- Safety trocar complete, 5,5mm (231-213V & 231-137V)
- Safety trocar complete, 10mm (230-212V & 230-137V)
- Trocar reducer 10/5 (230-505)
- Veress needle, 10cm (L-19-100)
- Grasping forceps, 5mm (531.25H21)
- Metzenbaum scissors, 5mm (531.01H05V)
- Preparation forceps, 5mm (531.40H21V)
- CO2 Inflator, electronically monitored 20l (741-025V)



Option:

SET-K-LA-B2

same as SET-K-LA/VA1 + HF vessel sealing, type Atom incl. sealing MIC instrument 5mm

Complete set with video Laparoscope - wireless

SET-K-LA/VA1

Universal Laparo-/Vaginoscope SET, for all laparoscopic approaches in small animals, for 1 & 2/3 portal technique and transvaginal laparoscopy

consisting of:

- LED Video Laparo. 0°/5mm/28cm (TA27-5)
- Working sheath 12mm (STV27-51)
- Safety trocar complete, 5,5mm (231-213V & 231-137V)
- Trocar disposable (TR-60-121)
- Veress needle, 10cm (L-19-100)
- Needle with mini grasping forceps (L-24-23)
- Grasping forceps, 5mm (531.25H21)
- Metzenbaum scissors, 5mm (531.01H05V)
- Preparation forceps, 5mm (531.40H21V)
- CO2 Inflator, electronically monitored 20l (741-025V)
- 22" receiver/PC/recorder



Option:

SET-K-LA/VA2

same as SET-K-LA/VA1 + HF vessel sealing, type Atom incl. sealing MIC instrument 5mm



Arthroscopy

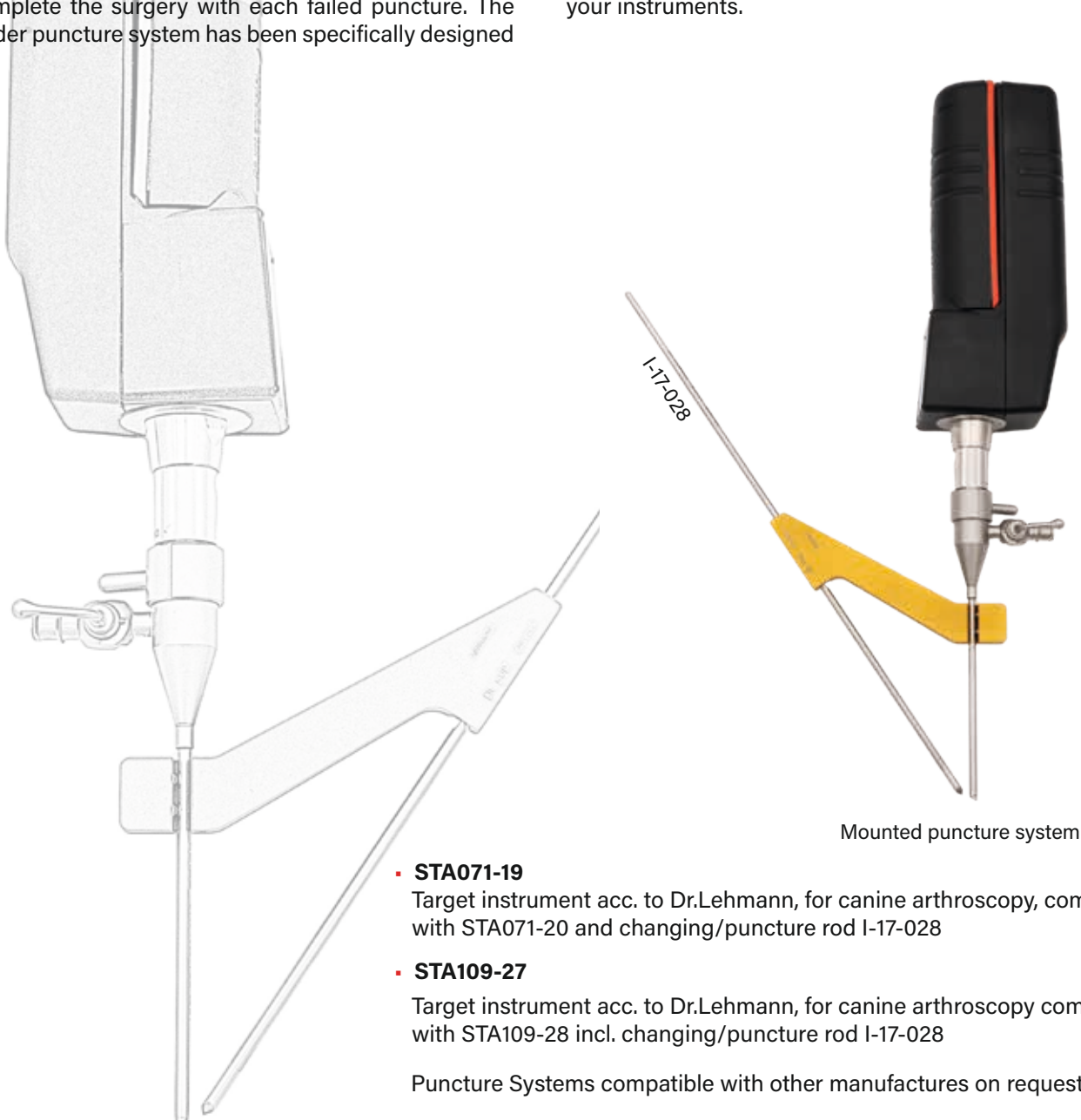
Puncture System acc. to Dr. Lehmann for the canine shoulder joint

Innovation in small animal arthroscopy

Developed and tested at the Veterinary Faculty of Vienna, Austria

During recent years, as arthroscopy in small animals has developed, researchers realized the necessity of a specific puncture system to create an instrument portal in the larger joints. Due to the dense muscle mass in shoulder joints, creating a puncture for a working cannula is often quite difficult. If a clean puncture allowing access directly to the joint is not achieved the first time, the risk of a subsynovial oedema increases greatly, thus decreasing the time frame to complete the surgery with each failed puncture. The shoulder puncture system has been specifically designed

to help eliminate this risk. The system allows you to align your arthroscope accurately in the joint space. Simply attach the puncture system to the arthroscopic sheaths and maintain your arthroscopic vision in a parallel direction to the shoulder joint rim. At this point you will find the working triangulation portal in an ideal position. After a puncture is created with the desired trocar, simply replace the trocar with a working cannula and start working with your instruments.



- **STA071-19**

Target instrument acc. to Dr. Lehmann, for canine arthroscopy, comp. with STA071-20 and changing/puncture rod I-17-028

- **STA109-27**

Target instrument acc. to Dr. Lehmann, for canine arthroscopy comp. with STA109-28 incl. changing/puncture rod I-17-028

Puncture Systems compatible with other manufactures on request.



Arthroscopy

Irrigation and Working Cannulas, Trocar Changing System acc. to VAN BREE

The trocar changing system acc. to VAN BREE allows the specific exchange of different working cannulas. Beginning with the smallest diameter, the surgeon can always change to a bigger diameter by using the changing rods. According to the different joints a so called „elbow set“ (working length 3,5-5 cm) and a „shoulder set“ (7-7,5 cm) is differentiated. In addition it is possible to change the working portal with the telescope portal using the changing rod. The color code system allows easy size differentiation.

Set I-17-755

Working cannula set „**shoulder and elbow**“ acc. to van BREE consisting of:

- Set I-17-500
- Set I-17-700

Complete set



Set I-17-500

Working cannula set „**elbow**“ acc. to van Bree, consisting of:

- **I-17-524**
Working cannula incl. sharp obturator ID: 2,3mm WL 5,5cm, gold
- **I-17-528**
Working cannula ID: 2,9mm WL 4,8cm, metal
- **I-17-535**
Working cannula ID: 3,5mm WL 3,5cm, schwarz
- **I-17-024**
Changing rod 2,3mm round / pointed, gold



I-17-024

Set I-17-700

Working cannula set „**shoulder**“ acc. to van Bree, consisting of:

- **I-17-728**
Working cannula incl. sharp obturator ID: 2,9mm WL 7,5cm, metal
- **I-17-735**
Working cannula ID: 3,5mm WL 6,8cm, black
- **I-17-028**
Changing rod 2,9mm round / pointed, metal



I-17-028

I-17-535-G

Working cannula with thread ID:3,5mm, WL:3cm (can replace I-17-535)



I-17-735-G

Working cannula with thread ID:3,5mm, WL:6,8cm (can replace I-17-735)



I-17-002

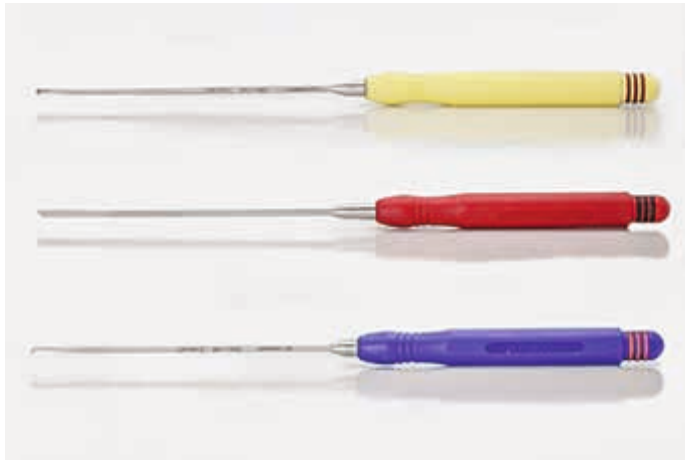
Sealing caps for small trocar cannulas opening: 2mm 5pcs.





Arthroscopy

Hand instruments



Hand instruments with colour coding are easy to recognize and perfectly to use in small and in large joints according to the patient sizes.

- ✓ Easy handling
- ✓ Ergonomic design
- ✓ For universal use
- ✓ Suitable for Dr. Frizu working cannulas



AR-17-03S

Bajonett knife 2,7mm, silicon handle, autoclavable



AR-17-05S

Banana knife, 2,7mm, silicon handle, autoclavable



AR-17-06S

Curette, small 2,7mm, silicon handle, autoclavable



AR-17-07S

Ring curette, 2,7mm, silicon handle, autoclavable



AR-17-09S

Hook probe, 2,2mm, silicon handle, autoclavable



AR-17-11S

Smilie knife, 2,7mm, silicon handle, autoclavable



AR-17-12S

Mikro picking knife, acc. to Dr. Beale, 2,7mm, silicon handle, autoclavable



AR-17-19S

Hook knife, 2,7mm, Silicon handle, autoclavable





Arthroscopy

Hand instruments

Elevator

AR-17-13

Special elevator, 2,7mm,
with handle, metal



Milling Drill acc. to VAN RYSEN & VAN BREE

The latest development allows cartilage and bone curettage even
through the smallest working cannula

I-17-822

Milling drill for arthroscopy, acc.to van RYSEN
D: 2,2mm, WL: 12cm
with rotating handpiece, long lasting drill steel, dismantable
Consisting of: handpiece (I-17-820) and milling drill (I-17-821)

Rotating handpiece



Changeable drill

Instruments for high frequency

Mono-/Unipolar
HF/RF cutting electrodes, the electric knife

HF-200-055

High frequency connecting cord comp. to arthroscopic
cutting electrodes, handles length: 5 m,
for units with 4 mm connector



HF-200-45

High frequency cutting electrode for
arthroscopy, 45°, fine tip 4 mm connector, 12 cm



HF-200-90

High frequency cutting electrode for
arthroscopy, 90°,
heavy version 4 mm connector, 12 cm



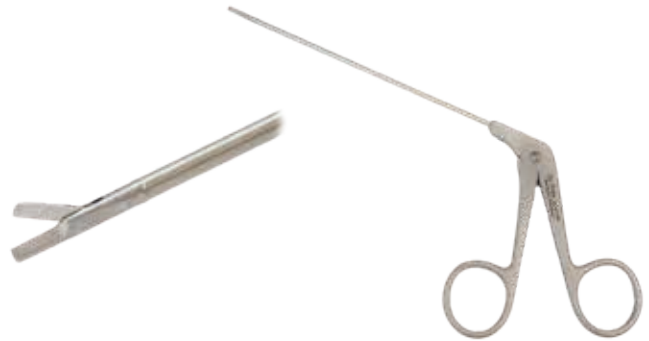


Arthroscopy

Punches, Biopsy Forceps, Rongeurs and Grasping Forceps

2mm Instruments

- **AS-17-521**
Mini scissors - high performance -
D: 2mm, WL:11cm



2,2/2,7 mm Instruments

- **AT-19-231**
Mini-Rongeur - high performance -
D: 2,2/2,7mm, WL:11cm
Overstraining protection, cleaning connector



2,7 mm Instruments

- **AS-17-632**
Universal rongeur and grasping forceps
D: 2,7 mm, WL:12cm
- with overstraining protection -



- **AS-17-641**
Rongeur and biopsy forceps, D: 2,7 mm, WL: 12cm
- with overstraining protection -



- **AS-17-672**
Arthroscopic punch, D: 2,7 mm, WL:12cm
- with overstraining protection -



- **AS-17-621**
Arthroscopic punchh, D: 2,7 mm, NL:12cm



- **AS-17-662 - mit Sperre -**
Alligator grasping forceps, D: 2,7 mm, WL:12cm
- with overstraining protection -



Handle with ratchet
ergonomic and
small grip



- **Overstraining protected**
- **Wasp waisted design**
- **Long life span**





Arthroscopy

Punches, Biopsy Forceps, Rongeurs and Grasping Forceps

3,4 mm Instruments

AT-19-343

Maxi-Rongeur -high performance-
D:3,4 mm,WL:12 cm, with overstraining protection,
cleaning connector



AS-17-762

Rongeur, universal & grasping
D:3,4mm,WL:12cm,
with overstraining protection



3,5 mm Instruments

AY-19-463

Arthro grasper, grooves,
D:3,5 mm, WL:10 cm,
conical pointed, with maximum power
U-shaped construction



- ✓ Easy cleaning
- ✓ Fine and extremely strong
- ✓ Ergonomically adapted with lock

AY-19-451

Arthro punch, straight,
D:3,5 mm, W L:10 cm
conical pointed, with maximum power cut
U-shaped construction



4,0 mm Instruments

AY-19-452

Arthro punch, bent upwards, D:4 mm, WL:10cm
conical pointed, with maximum power cut
U-shaped construction

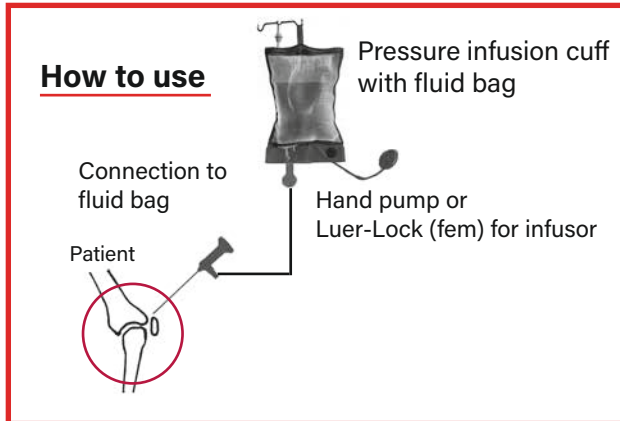




Arthroscopy

Fluid Supply System for Arthroscopy

Manual fluid supply system



One of the cheapest options for liquid supply

Pressure Infusion Cuffs



- **AR-08-100N Pressure infusion cuff** for 500-1000ml with manometer and hand pump reusable high quality manufacturing

▷ For high flow fluid supply, please use big infusion tubes

Accessories



- **I-18-518 Egress cannula** with sharp trocar stopcock, ID: 2,7mm, WL: 7cm



Connection: Fluid bag to arthroscope

- **AR-10-948 Silicon tube** D: 6x2 mm, WL: 3 m, autoclavable, Luer-Lock (m), needle f. sterile bags/bottles, large inner diameter

- **X-7-20-10 Silicon spare tube** Silicon spare tube, 100cm, large inner diameter, size: 6x2mm, color: natur

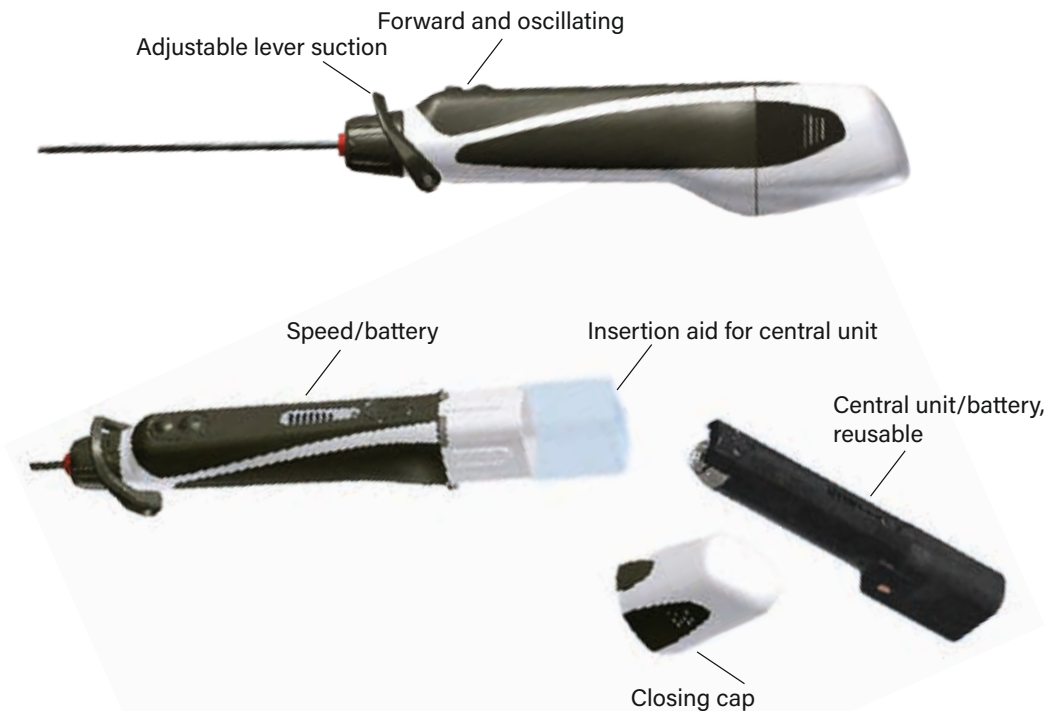


- **AR-10-9 Needle for infusion bottles/bags** ID: 4 mm, compatible to silicon tubes 3,5-5 mm
- **LLM-1258 Luer-Lock connector, male** 10 mm

**NEW**

Shaver

Cordless single use shaver system for arthroscopy



■ Starter set (SFR-205SET)

Set consistinf of:

- Central unit - motor (SFR-206M)
- Charging station (SFR-205B)
- Burr shaver Ø 4,5mm (SFR-104C)



■ SFR-206M Central unit - motor

The reusable central unit, the heart of the system, is equipped with state-of-the-art electronics and a rechargeable battery. It provides the surgeon with both standard and advanced features: a powerful brushless motor ensures optimal torque for all arthroscopic procedures, while the durable battery supports even the longest surgeries.

- 6000 rpm
- Approx. 40min. runnig time



■ SFR-205B Charging station

The charging station accommodates up to four central units, though the central units (motors) are not included with the charging station. When a central unit is inserted, it is checked by an intelligent control system. A display then indicates the battery's charge status.



**NEW**


Shaver

Cordless single use shaver system for arthroscopy

■ Disposable shaver

- No preparation or sterilization required
- Ready for immediate use
- Integrated tube connection
- Minimum order quantity: 5 pieces

Sterile packaging



- Aggressive meniscus resection, fast removal of soft tissue during shoulder surgeries.
- Suitable for a combination of soft tissue and bone resection.

Ø	Item No.
3,5mm	SFR-103L
5,0mm	SFR-104L



- Versatile aggressive cutting blade:
Ideal for extensive tissue removal.

Ø	Item No.
2,9mm	SFR-102N
5,0mm	SFR-104N



- Oval Burr:
Fast bone resection.
- Suitable for subacromial decompression.

Ø	Item No.
4,5mm	SFR-104E



- Serrated inner blade and smooth outer blade for effective resection of meniscus, cartilage, and synovium.

Ø	Item No.
3,5mm	SFR-103P



- Ball Burr:
Ideal for notchplasty and osteochondral cleaning.

Ø	Item No.
4,5mm	SFR-104C





Arthroscopy

Accessories

■ Camera Covers

DE-10-25

Camera Covers

disposable, 1 pcs, polyethylen, 1
3x250 cm, minimal amount
50 pcs



DE-10-25



■ Cleaning accessories

DE-5-17

Cleaning brush, small, 17 cm
for tubes, ID:2-4 mm, autoclavable



DE-10-300

Disinfection solution IP

for flexible and rigid endoscopes.
manual and automated use,
1-3% dilution, 5 litres



DE-10-425

Soak basin

for chemical solution
disinfection, cons. of basin (perforated)
tray & cover for basin, size: 42x16x9,5 cm





Arthroscopy

Accessories

Video cart

Completely mounted

- ✓ 50cm unit size
- ✓ Camera fixation knob
- ✓ Drawer
- ✓ Ask for additional accessories

WV-54043 Video cart, H: 143 cm

size: 62x63 cm, completely mounted, basic version,
color: grey, partly blue,
**drawer inbuilt
**fixation knob for video camera head
**specially rust protected
max. weight: 150kg/330lbs

(Gastroscope bracket, fixation system. devices
and monitor are separate accessory)



WV-54043

WV-53022 Video cart as above but height 110 cm (without pictures)

WV-45111 Video cart, H: 112 cm,

size: 54x58cm,
completely mounted, basic version,
drawer inbuilt with handle
max. weight: 50kg/110lbs
max. unit size: 45cm
color: grey, partly blue,



WV-45111

Accessories for Video cart

WV-99619 Fixation system for infusion bottles mounting set

WV-99618G Gastroscope mount for Dr. Fritz TG series inductive charging, with telescope rod

WV-01601 Fixation system for CO₂ bottles mounting set, comp.to video carts for 5-10 litre bottles, max OD: 14,5 c

WV-02851 Fixation system for CO₂ bottles mounting set, comp.to video carts for big bottles, max OD: 20,5 cm




WV-99618G




Dogs, Cats, Birds & Exotic Species

Endoscopic equipment



Endoscopy

in Pets, Birds and Exotic Species





Dogs, Cats, Birds & Exotic Species

Endoscopic equipment

Video Compact System 6

More information on page 10

- ✓ Integrated sender 5,8 GHz for wireless video transmission
- ✓ Integrated LED light
- ✓ Easy handling & quick cleaning
- ✓ Autoclavable sheath



General use for small Animal consulting rooms

- Rhinoscopy
- Laryngoscopy
- Dental endoscopy
- Otoscopy
- Vaginoscopy
- Dermoscopy
- Best compliance with the owner

Set 98-VCS6-SE

- Basic unit, 3mm, 6cm
- Charging station, wall mount
- Application sheaths for ears and oral examination in pets
- Optical grasping forceps
- Ear curette
- Antifog, cleaning brush
- Stainless steel stand for silicone sleeves including charging station
- Inflation pump for dental and gyn
- 10" monitor receiver

Wireless video transmission





Dogs, Cats, Birds & Exotic Species

Endoscopic equipment

■ Compact Rhinoscope/Vaginoscope

More information on page

Set (TA20-3SET)

- Compact Rhinoscope/Vaginoscope
- 2 spare batteries
- Charging station
- Charger
- Biopsy forceps
- 3 way stopcock
- Catheter, 1,0mm
- Cleaning brush
- Protection sheath
- NEW: enables circulation flushing
- 10" monitor receiver

Cordless generation with exchangeable battery, in-built LED's, video camera, HD sender for video transmission & 1,5" control display.



■ Video Bronchoscope

More information on page

Set TXBH4-54V

- Bronchoscope TXBH4-54
- Charger
- Cleaning brush
- Density tester
- Grasping forceps
- Storage case
- 7" Monitor receiver



Item No.	Length	ø	Working channel	Transmission
TXBH2-36V	36cm	2,9mm	No working channel	wireless
TXBH4-54V	54cm	3,9mm	1,2mm	wireless

Equine

Dr. Fritz[®]
Wireless ■ Endoscopes

- Endoscopy of the Nose, Larynx, Teeth
- Dynamic Laryngoscope
- Bronchoscopy
- Gastroscopy
- Laparoscopy / Thoracoscopy
- Vaginoscopy
- Arthroscopy




We are changing
veterinary endoscopy

Equine



Endoscopic equipment

Nose, Larynx, Teeth



Endoscopy

for large Animals, Equine, Bovine & Camels.
Nose, Larynx, Teeth.





Dental - Large Animals

special instruments

LED illuminated mirror

for dental and pharyngeal examination in large animals

- With integrated LED light
- Robust
- Easy handling



Standard version D: 50mm

EB-95-5SET

LED Dental mirror Set large

D: 50 mm, WL:49 cm, complete with bag, anti-glare construction

EB-95-3SET

LED Dental mirror Set, small

D: 38 mm, WL:49 cm, complete with bag, anti-glare construction

Special Elevator

- Robust
- Easy cleaning



I-18-538

Special elevator long

D: 3mm, WL:20 cm, strong version



Flexibles LED Video Sinus Endoscope

Wireless video transmission for monitors or PC (<20m)

- Integrated video transmitter
- 2 way defecating
- 1,8 mm working channel
- Towerless application
- Fully immersible
- Easy and quick reprocessing

Sheme video transmission



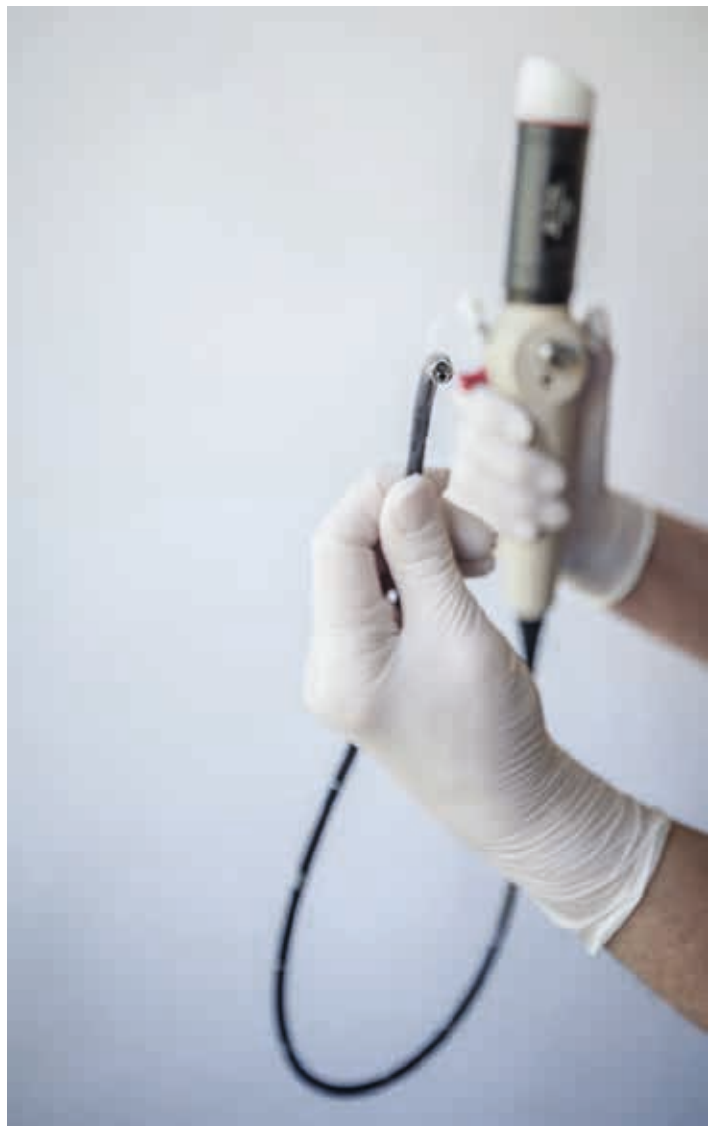
TXBH5-76V

Wireless video bronchoscope,

OD: 5,9mm, WL: 75cm
in-built 5,8 GHz sender for wireless video transmission and Li Ion battery
resolution (400x400)

Set consisting of:

- Bronchoscope
- Charger
- Cleaning brush
- Density tester, case
- 7" receiver monitor





LED Dentalstick HD

wireless, digital transmission

Dental camera Set 90° with LED light and cordless video transmission up to (<20 m)
- for specialised practices and universities.



- Wireless, uncomplicated
- 5,8 GHz digital radio - PAL HD video quality
- Perfect illumination
- Easy to clean
- Robust
- Optimum cost/ benefit factor

■ Dentalstick professional HD SET




TD-92HDS

Dentalstick **HD**, wireless, 140°

OD:12mm, 140° field of vision, WL 46cm
resolution PAL HD 1280x720
integrated LED light & sender

Set complete consisting of:

- Dentalstick HD
- Charger
- 7" receiver/Mo/DVR
- Case



Equine



Equine Training Laryngoscope

NextGen4 Dynamic and Overground Endoscopy




WIRELESS Training Laryngoscope

- NextGen4 -



Equine Training Laryngoscope

NextGen4 Dynamic and Overground Endoscopy



Right side - flushing pump



Left side - laryngoscope

- ✓ Self-holding fixation
- ✓ Head mounted system
- ✓ Direct video and audio recording
- ✓ No data reduction
- ✓ Wireless video control
- ✓ Flushing pump with control
- ✓ Remote controlled recording and flushing
- ✓ Mucus resistant video head

The dynamic laryngeal examination even easier

Our invention and first publication of an equine training laryngoscope in 2007 was followed by many market requests. Taking our experiences from the first generation, we have developed a completely head mounted and modular system. It will allow even very young horses to be examined.

Additional weight is just 950g on each side of the cheeks. The rider is not involved at all during the exam.


Our recording and video transmission includes automatic audio.

Mounting, fixation and dismounting is fast and uncomplicated.

Service and replacements can be done immediately due to the modular construction.

Set ETL4-86SET

- Trainings-laryngoscope ETL4-86
- Charger
- Flushing pump with control
- 5" video controle unit
- Remote control for recorder
- Holder system with bag
- Transportation case





■ Set ETL4-86SET

Training laryngoscope
OD: 10mm
WL: 1m
(ETL4-86)



Charger
magnetic
(TV27-NET)



Video controle unit
5" Receiver-monitor
(TXM10-58R)



Flushing pump
(ETL4-4NS)



Holder system with bag
(ETL4-85HT)



Case for NextGen4
Size: 56x41x11cm
(K-5641-10)



■ Literatur

S.H. Franklin (2009)

Endoscopy of the upper airways during exercise:
Technique and clinical applications.
11th Geneva Congress on Equine Medicine and Surgery.
Geneva(CH), 15-17 December 2009

L-M. Desmaizieres & N. Serraud & B. Plainfosse & A. Michel & Y. Tamzali (2009)

Dynamic respiratory endoscopy without treadmill
in 68 performance Standardbred, Thoroughbred and
saddle horses under natural training conditions.
Equine Vet. J. 41, 347-352

S.H. Franklin & J.F. Burn & K.J. Allen (2008)

Clinical trials using a telemetric endoscope for use
during over-ground exercise: a preliminary study.
Equine Vet J. 40 (7):712-5.

R.M. Fritz (2007)


New possibilities of laryngoscopy in the field.
10th Geneva Congress, 11.-13.12.2007

Equine



Video- Bronchoscope

Professional bronchoscopes - connection for insufflation, irrigation and suction



WIRELESS

Video Bronchoscope

- NextGen4 -





Video- Bronchoscope

Professional bronchoscopes - connection for insufflation, irrigation and suction



- ✓ Integrated sender for wireless video transmission
- ✓ Integrated video camera with LED light
- ✓ Integrated DVR
- ✓ Ergonomic body
- ✓ Easy handling, quick cleaning and disinfection

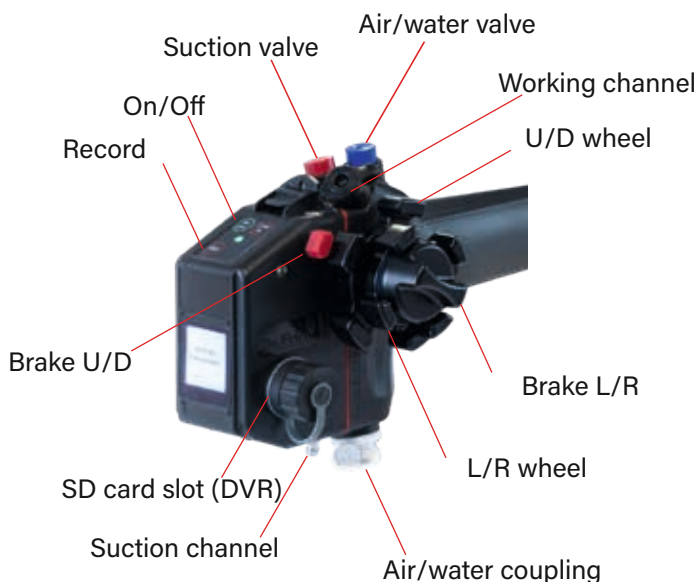
New Generation - NextGen4

- Integrated control display
- Integrated SD card slot
- Fully soakable
- Truly mobile

Item No.	Length	ø	Working channel	Transmission
TG107-8	105cm	7,9mm	2,3mm	wireless
TG136-9	135cm	9,8mm	2,8mm	wireless
TG176-9	165cm	9,8mm	2,8mm	wireless

Set TG176-9B

- Bronchoscope TG176-9
 - Charger
 - Cleaning adapters
 - Cleaning brush
 - Density tester
 - Guttural pouch probe
 - 5" Receiver-monitor, recorder
 - Transportation case
- Optional: wall mount




Wireless HD transmission





■ Set TG176-9B

Bronchoscope
OD: 9,8mm
WL: 1,65m
(TG176-9)



Charger
magnetic
(TV27-NET)



Cleaning adapters
(TW132-24S)



Cleaning brush
(F28-3008)



Density tester
(EF-23)



Guttural pouch probe
(F22-22046)



5" Receiver-monitor,
recorder
(TXL2-580M)



Case for NextGen4
Size: 56x41x11cm
(K-5641-10)





Several applications

- ✓ Multi receiver capable

- ✓ Automatic radio connection, all types of endoscopes (broncho/arthroscopes/laparoscopes)



Receiver - monitor



TXM10-58R

10" Receiver-monitor, recorder

- mSD card slot, automatic scan, battery

TXM7-58R

7" Receiver-monitor, recorder

- mSD card slot, automatic scan, battery

TXL2-580M

5" Receiver-monitor, recorder

- mSD card slot, automatic scan, battery
- With arm strap



M-LCD-22PC

21" LCD PC with in-built receiver and recorder

TXL1-7-NO2

Receiver for Apple & Windows
incl. USB grabber



M-LCD-21SK

21" Video monitor HD
with in-built receiver for scopes

TXL1-583

TV receiver for monitor
Video-Out



Additional equipment

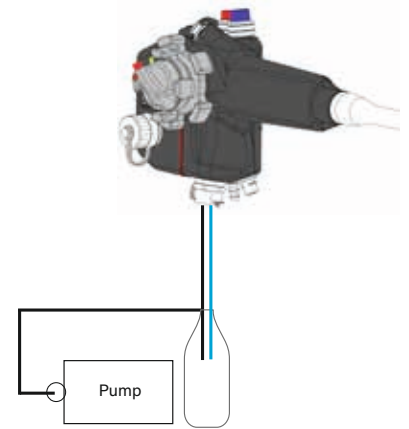
Video Bronchoscope

Air/water pump

For lens cleaning and inflation

TW4-250SE

- Air/water pump (H150-1-1)
- Air/water twin tube (TW4-133)
- Fixation for bottle (TW4-261H)
- Bottle 250ml (TW4-250)

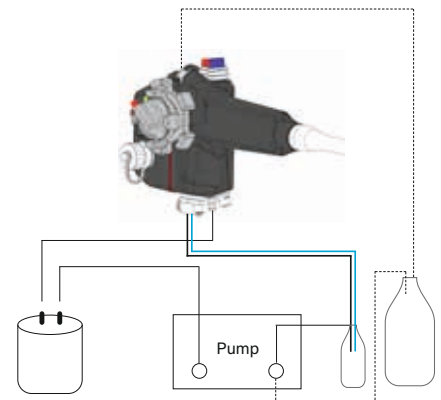


Suction-/irrigation pump

For lens cleaning, inflation and suction.
For small and large animal practice.

H140-3S

- Suction & irrigation pump (H140-3)
- 1 li. suction bottle (H160-AB-43)
- 1 li. flushing bottle (H160-AB-7)
- Tubes & transformer
- Sterile filter (AR-10-922)



Wall mount, inductive charging

For perfect storage

TGX-25S

- Wall mount
- Power supply





Additional equipment

Video Bronchoscope

■ Catheter, injection needle, guttural pouch probe



F20-220

Teflon catheter with luer-lock connector
 ▪ OD: 2 mm, WL: 235 cm
 ▪ Autoclavable

F20-219

Spare catheter
 ▪ OD: 2 mm, WL: 10 m
 ▪ Autoclavable

LLW-1220

Luer-lock connector
 ▪ Female OD: 2 mm
 ▪ Autoclavable




F22-16045

Guttural pouch probe
 ▪ OD: 2,2 mm, WL: 165 cm

F22-22046

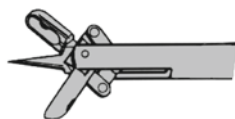
Guttural pouch probe
 ▪ OD: 2,2 mm, WL: 230 cm



F231-220

Injection needle with teflon tube, luer-lock connector
 ▪ OD: 2,2 mm, WL: 235 cm, Needle: 0,9x6 mm

■ Biopsy-grasping forceps, hooks, brush



B22-16011

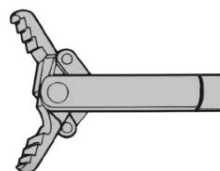
Biopsy forceps with spike
 ▪ OD: 2,4 mm WL: 165 cm

B22-22011

Biopsy forceps with spike
 ▪ OD: 2,4 mm WL: 230 cm

B23-3601

Biopsy forceps with spike
 ▪ OD: 2,3 mm WL: 360 cm



F22-16041

Grasping forceps
 ▪ OD: 2,2 mm WL: 160 cm

F22-22041

Grasping forceps
 ▪ OD: 2,2 mm WL: 230 cm

F23-3604

Grasping forceps
 ▪ OD: 2,3 mm WL: 360 cm



B23-180E

Disposable biopsy forceps steril
 ▪ OD: 2,3 mm WL: 180 cm

B23-230E

Disposable biopsy forceps steril
 ▪ OD: 2,3 mm WL: 230 cm



F23-16042

Grasping forceps „foreign body“
 ▪ OD: 2,3 mm WL: 160 cm

F23-22042

Grasping forceps „foreign body“
 ▪ OD: 2,3 mm WL: 235 cm



Additional equipment

Video Bronchoscope

FK23-1635

Basket size: 4,5 x 6cm

6 wires

- OD: 2,2mm WL: 160 cm



FK23-1637

Basket size: 5 x 10cm

6 wires

- OD: 2,3mm WL: 160 cm

FK23-2035

Basket size: 4,5 x 6cm

6 wires

- OD: 2,3mm WL: 230 cm

F22-16040

Grasping forceps

3 hooks

- OD: 2,2 mm WL: 165 cm



F22-22040

Grasping forceps

3 hooks

- OD: 2,2 mm WL: 230 cm

F28-1709

Cleaning brush

- OD: 2,6-3,5mm WL: 150 cm



F28-2208

Cleaning brush

- OD: 2,6-3,5mm WL: 230 cm



F28-3008

Cleaning brush

- OD: 2,6-3,5mm WL: 330 cm

F28-280E

Disposable cleaning brush, steril, 10pcs./pack

- OD: 1,8-2,8mm WL: 210 cm

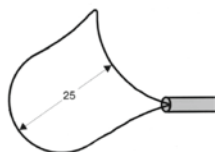


For high frequency surgery

SL23-2310

Asymmetric polypectomy snare complete with tube, without handle

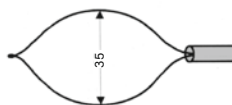
- OD: 2,2mm, WL: 230cm wide: 25mm



SL23-1612

Symmetric polypectomy snare complete with tube, without handle

- OD: 2,2mm, WL: 165cm wide: 35mm



SL23-2312

Symmetric polypectomy snare complete with tube, without handle

- OD: 2,2mm, WL: 220cm wide: 35mm

HF22-1601

Suction-coagulation electrode monopolar, luer-lock connector

- OD: 2,2 mm, WL: 165 cm



HF-301-ER

HF- connecting cord monopolar, com. to Erbe units 4mm

- Length: 3 m



HF22-2301

Suction-coagulation electrode monopolar, luer-lock connector

- OD: 2,2 mm, WL: 235 cm

HS11-1200

Handle for polypectom, HF snares

- Standard connections





Cleaning accessories

Video Bronchoscope

■ For rigid & flexible endoscopes / instruments

DE-10-702 Dr. Fritz enzymatic cleaning FLEX 1,5 %,
1 x 1 l, 7 enzymes, 0,5%
specially for flexible endoscopes
for daily manual cleaning



DE-10-300 „IP“ Disinfection solution
for flexible and rigid endoscopes, manual and
automated use, 1-3% dilution, 5 litres



■ Option for cleaning of flexible endoscopes in the field

Cover

Basin



Stackable



- ✓ Close the lid and ready for transport
- ✓ Fast and easy pre-cleaning after the last examination
- ✓ For semi- or fully automatic cleaning
- ✓ For all flexible endoscope types
- ✓ Usefull in drawer cabinets
- ✓ With airing

DE-17-44S Transportation & storage basin
for flexible endoscopes, 50x44x16 cm,
set with cover

consisting of:

- Basin (DE-17-44)
- Cover transparent (DE-17-41)



Hygiene, cleaning and care

Recommendations for field practice



**Intermediate cleaning after every use during the day.
Full cleaning and disinfection is mandatory in the evening!**

1. Preparations:

- (1) Dr. Fritz enzymatic cleaning FLEX
- (2) Alcohol
- (3) Syringe
- (4) Gloves
- (5) Protection cloth

We highly recommend to use gloves while examining your patients to reduce contamination of your scope.



Dr. Fritz
www.dr-fritz.com



2. Clean scope outside with damp cloth and cleaner (Dr. Fritz enzym cleaner FLEX), diluted as instructed, moisten.



3. Make sure not to forget distal end and front lens



4. Fill syringe with cleaning solution



5. Flush channels (A) via air/water valve and (B) the working channel



6. Wipe scope outside with damp cloth see no.2



7. Fill syringe with alcohol solution



8. Flush channels with alcohol solution (see no.5). Afterwards fill syringe with air and press it through the channels to dry and to remove alcohol.



9. For transportation store your scope within a protection cloth or film. Use a cotton tissue gaze for the distal tip of the endoscope to collect rest water

► During main reprocessing please follow the instructions of the manufacturers!

Equine



Video- Gastroscope

Professional gastroscopes - connection for insufflation, irrigation and suction



WIRELESS

Video Gastroscope

- NextGen4 -





Video- Gastroscope

Professional gastroscope - connection for insufflation, irrigation and suction



- ✓ Integrated sender for wireless video transmission
- ✓ Integrated video camera with LED light
- ✓ Integrated DVR
- ✓ Ergonomic body
- ✓ Easy handling, quick cleaning and disinfection

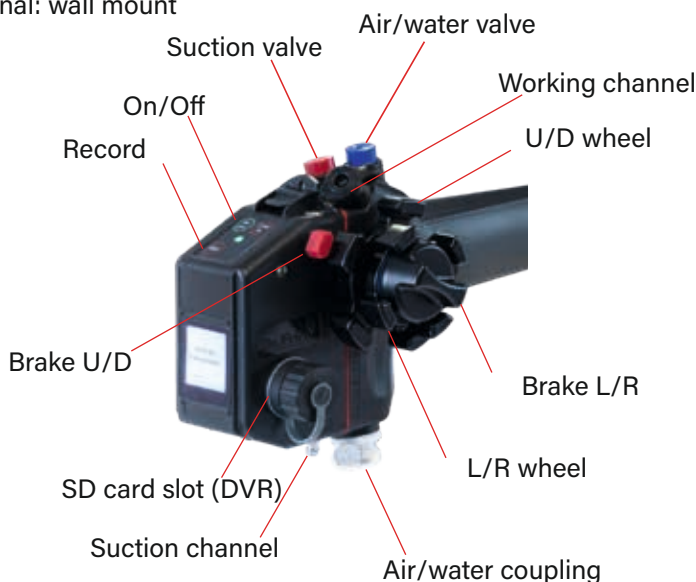
New Generation - NextGen4

- Integrated control display
- Integrated SD card slot
- Fully soakable
- Truly mobile

Item No.	Length	ø	Working channel	Transmission
TG326-12	320cm	12mm	3,2mm	Wireless

Set TG326-12G

- Gastroscope TG326-12
 - Charger
 - Cleaning adapters
 - Cleaning brush
 - Density tester
 - Biopsy forceps
 - 10" Receiver-monitor, recorder
 - Air/water pump
 - Transportation case
- Optional: wall mount



► Several application and receiver options

see page 75

Wireless HD transmission





■ Set TG326-12G

Gastroscope
OD: 12mm
WL: 3,20m
(TG326-12)



Charger
magnetic
(TV27-NET)




Cleaning adapters
(TW132-24S)



Cleaning brush
(F28-3008)



Biopsy forceps
(B23-3601)



Density tester
(EF-23)



Air/water pump
(TW4-250SE)



10" Receiver-monitor,
recorder
(TXM10-58R)



Case for NextGen4
Size: 56x41x11cm
(K-5641-10)





Additional equipment

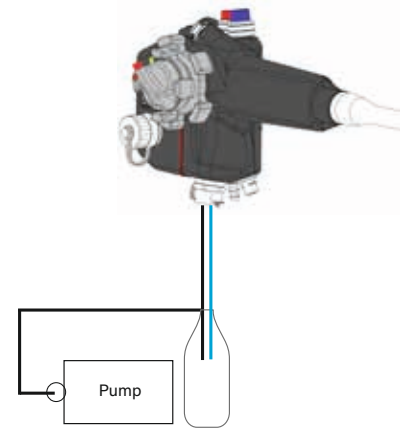
Video Gastroscope

Air/water pump

For lens cleaning and inflation

TW4-250SE

- Air/water pump (H150-1-1)
- Air/water twin tube (TW4-133)
- Fixation for bottle (TW4-261H)
- Bottle 250ml (TW4-250)

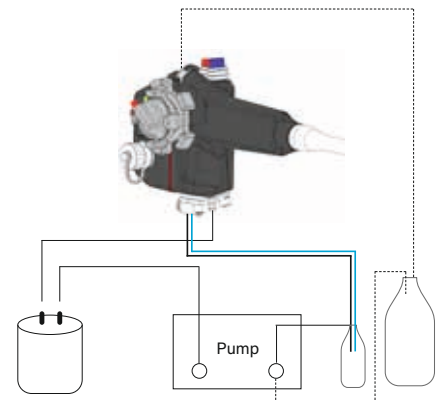


Suction-/irrigation pump

For lens cleaning, inflation and suction.
For small and large animal practice.

H140-3S

- Suction & irrigation pump (H140-3)
- 1 li. suction bottle (H160-AB-43)
- 1 li. flushing bottle (H160-AB-7)
- Tubes & transformer
- Sterile filter (AR-10-922)



Wall mount, inductive charging

For perfect storage

TGX-25S

- Wall mount
- Power supply





Cleaning accessories

Video Bronchoscope

■ For rigid & flexible endoscopes / instruments

DE-10-702 Dr. Fritz enzymatic cleaning FLEX 1,5 %,
1 x 1 l, 7 enzymes, 0,5%
specially for flexible endoscopes
for daily manual cleaning



DE-10-300 „IP“ Disinfection solution
for flexible and rigid endoscopes, manual and
automated use, 1-3% dilution, 5 litres



■ Option for cleaning of flexible endoscopes in the field

Cover

Basin



Stackable



- ✓ Close the lid and ready for transport
- ✓ Fast and easy pre-cleaning after the last examination
- ✓ For semi- or fully automatic cleaning
- ✓ For all flexible endoscope types
- ✓ Usefull in drawer cabinets
- ✓ With airing

DE-17-44S Transportation & storage basin
for flexible endoscopes, 50x44x16 cm,
set with cover

consisting of:


- Basin (DE-17-44)
- Cover transparent (DE-17-41)

Equine



Laparoscopy / Thoracoscopy

Endoscopes and instruments for laparoscopic/thoracoscopic surgery



WIRELESS Video Laparoscope

in Large Animals



Laparoscopy / Thoracoscopy

Endoscopes for diagnostic and surgical laparoscopy

Video Version

WL: 50 cm

- Integr. 5,8GHz Videosender
- Ideal for the mobile surgery
- Easy handling
- Fully immersible
- Magnetic self positioning connector



TS50-10ES Video laparoscope , 0°, 10 mm, 50 cm, SET
 cordless HD-PAL endoscope for large animals
 with 5,8 HGz radio transmission built-in LED light,
 rechargeable Li battery, fully immersible
 Set consisting of:
 - video laparoscope (TS50-10E)
 - power adapter (TV27-NET)
 - 5" monitor receiver (TXL2-580M)



Magnetic connector

Wireless transmisson





Laparoscopy & Thoracoscopy

Trocar cannulas with magnetic valve, safety trocars

Trocar cannulas are designed with different types of valves to reduce or to avoid CO² loss when changing instruments and telescope during laparoscopy and thoracoscopy. Our reusable and patented magnetic valve trocar system has several advantages compared to other valve types. First of all they are light in weight and because of the valve construction, the insertion of instruments and scopes will pass smoothly through without scratching or touching the front lense like in a ball system or in a so-called automatic valve system. In addition there is nearly no gas loss even when changing instruments. There are no mechanical parts to clean inside except the magnetic flap itself which is a great help to your staff.

Safety trocar



Tissue pressure exposes the sharp tip



Inner diameter 5,5mm

for standard 5mm instruments

231-265V

Cannula only, magnetic valve

ID:5,5mm, WL:20cm,
inflation stopcock

231-161V

Safety trocar only comp. to cannulas

ID:5,5mm, WL: 20cm,
fully dismantable, with cork screw handles

231-129

Trocar only

with pyramidal tip for
trocar with ID: 5.5mm, WL:20cm





Laparoscopy & Thoracoscopy

Trocar cannulas with magnetic valve, safety trocars

Inner diameter 10mm

For optical and 10mm instruments

- 230-264V Cannula only, magnetic valve**
ID: 10 mm, WL: 20 cm, inflation stopcock
- 230-161V Safety trocar „Cavi Save“**
ID: 10 mm WL: :20 cm
only comp. to cannulas,
with cork screw handles, fully dismantable



Inner diameter 16mm

For stapler and tissue extraction or biopsy

- 635-203 Cannula only, magnetic valve**
ID: 16 mm, WL: 15 cm, without stopcock, trinox (without picture)
- 235-111 Trocar only with sharp tip for trocars**
ID: 16 mm, WL: 15 cm (without picture)

Special trocar acc. to Dr. Marien


Closing of the spleen-kidney-space in equine

- TR-23-250 Working trocar acc. to Dr. Marien**
ID: 23 mm, WL: 16 cm, without valve, consisting of:
cannula (TR-250), sharp trocar (TR-23)



Accessories

- 231-211 Sealing caps**
for trocars and reducer, 5,5 mm, package of 10 pieces
- 230-211 Sealing caps**
for trocars and reducer, 10/11/12 mm, package of 10 pieces
- 231-215 Magnetic valve flap**
for 5,5 mm cannulas, package of 2 pieces
- 230-215 Magnetic valve flap**
for 8/10/11/13 mm cannulas, package of 2 pieces
- 230-505 Reducer adapter**
for trocars from ID: 10 to 5,5 mm





Laparoscopy & Thoracoscopy

Palpation, Dissection and Puncture Instruments

■ Thoracoscopy first puncture needle

TR-03-201 **Puncture needle for thoracoscopy,**
ID:3 mm, WL:20 cm, incl. sharp trocar



L-47-210 **Injection system and probe**
5mm, WL: 47cm
protected interchangeable needle
with outer tube, complete,
consisting of:
Inside tube, LL(f) connector (L-47)
Outer tube/probe L-47-2
Needle, 1x26mm, 1 piece (L-210)



L-210 **Injection cannula**
spare needle, thin
size: 1x26 mm, compatible to L-33/47,
2 pieces

L-218 **Injection cannula**
spare needle, large
size: 1,9x26 mm, compatible to L-33/47
2 pieces

L-218R **Injection cannula**
spare needle, rounded
size: 2x28 mm, compatible to L-33/47
2 pieces



■ Knot tier

L-19-544 **Knot tier, standard version**
D: 5mm, WL: 40cm
easy filling, suture size up to 1metric



Easy handling, easy
to tighten, additional
cutting





Laparoscopy / Thoracoscopy

Standard instruments, 5mm

Handles

- With or without lock
- HF connector
- Plastic or standard handles



- Long life span - one system
- Compatible for 5mm trocar cannulas

Tubular sheaths

- 5 mm Ø
- Different working lengths
- Rotatable through 360°
- Or fixed
- Insulated



Each jaw insert and outer sheath can be used with any type of handle.

Instrument can be completely dismantled

Scissors

- 531.04H05V** **Hook scissors**, 5mm, 33cm, single action jaws, insulated, rotatable, dismantable, high quality, consisting of:
jaws insert (53M04), sheath (53 R 1)
handle (H05), color code:white



Biopsy forceps

- 531.61H01V** **Biopsy forceps**, 5mm, 33cm, double action jaws, dismantable, consisting of:
jaws insert (53M60), sheath (53R1)
handle (H01), color code:black






Laparoscopy / Thoracoscopy

Standard instruments, 10mm

■ Universal dissecting and grasping forceps


Our instruments for laparoscopy are currently being renewed.
All information is available by e-mail on request



■ Needle holders

Axial handle, ergonomic, stable, OD: 5mm

- Extremely stable
- Needle self positioning



L-19-562V

Needle holder

left turned, OD: 5mm, WL: 43cm
axial handle, LL connector

L-19-563V

Needle holder

angled upwards, OD: 5mm, WL: 43cm
axial handle, LL cleaning connector

– needle self positioning jaw –





Laparoscopy / Thoracoscopy

Special devices - suction and irrigation

■ Suction-/irrigation pump

For lens cleaning, inflation and suction.
For small and large animal practice.

- ✓ Easy handling
- ✓ Quiet
- ✓ Fine setting option
- ✓ Ideal for small and large animal practices

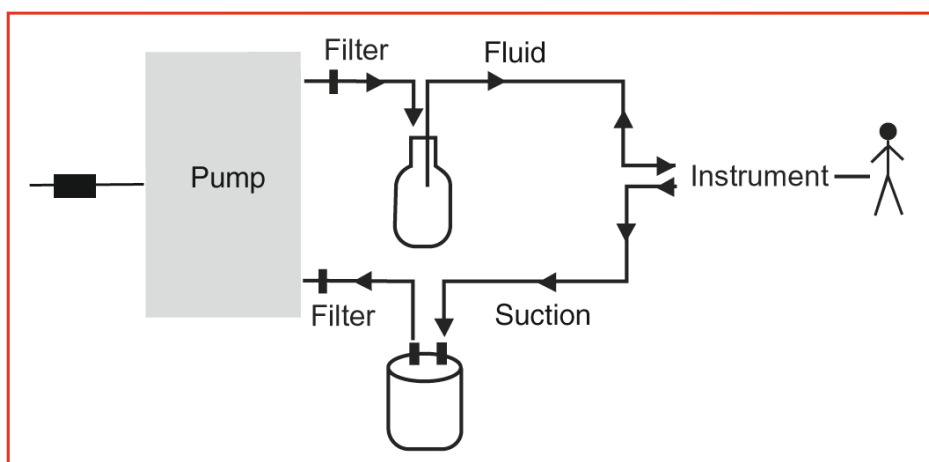


Especially suitable for gastroenterology

H140-3S Suction-/irrigation pump
consisting of:
Suction & irrigation pump (H140-3)
1 li. suction bottle (H160-AB-43)
1 li. flushing bottle (H160-AB-7)
Tubes & transformer
Sterile filter (AR-10-922)

H160-AB-43 Spare suction bottle
1 litre with lid

H160-AB-7 Spare flushing bottle
1 litre with lid





Laparoscopy / Thoracoscopy

CO₂ Inflator, electronically monitored

- small and large animal
- reusable tubing
- bacterial filter
- economical



741-025V CO₂ Inflator, electronically monitored,
max. 20 litre, complete without bottle
automatic pressure reduction system,
DIN gas connection type,
115-230 VAC, 50-60Hz,
DIN IEC 601/1, DIN VDE 871

Accessories



741-009-1 Spare Silicon tube, 3m, for CO₂ inflation,
incl. connector, autoclavable

741-009-FF Sterile filter system for CO₂ -inflator
disposable, box with 50 pcs.
medical connection D:22mm

741-002 CO₂ high pressure tube, 1m
DIN connector, screw both sides

741-009V-PN CO₂ high pressure tube, 0,8m
compatible to PIN Index bottle (without picture)



* Sterile product -
return shipment not accepted



Laparoscopy / Thoracoscopy

High frequency unit, High speed, Typ Atom

High frequency unit, High speed - with vessel sealing technique. Parallel usage of all outputs.

- Adapter for instruments other manufacturers on request

- uncomplicated use
- up to date safety regulation
- vessel sealing with confirmation signal
- compatible to all instruments on the market
- program via Touch Screen
- SDS self detecting system

Vessel Sealing



HF-401-TH HF/Radio frequency unit, High End Thermo Stapling (vessel sealing), touch-screen programmable, latest mono & bipolar technique SDS - self detecting system incl. high speed vessel sealing delivery without accessories, 400W, 230VAC, 50/60Hz

Specifications:

Monopolar	Cutting	400 W
	Coagulation	200 W
	Soft/Forced	+ / +
Bipolar	Cutting	400 W
	Coagulation	200 W
	Auto Start/Stop	+ / +
Bipolar	Thermo-Stapling	+ 300 W
	Thermo sealing	+
	Auto Stop	+
Weight	7 kg	
max. power		420 W

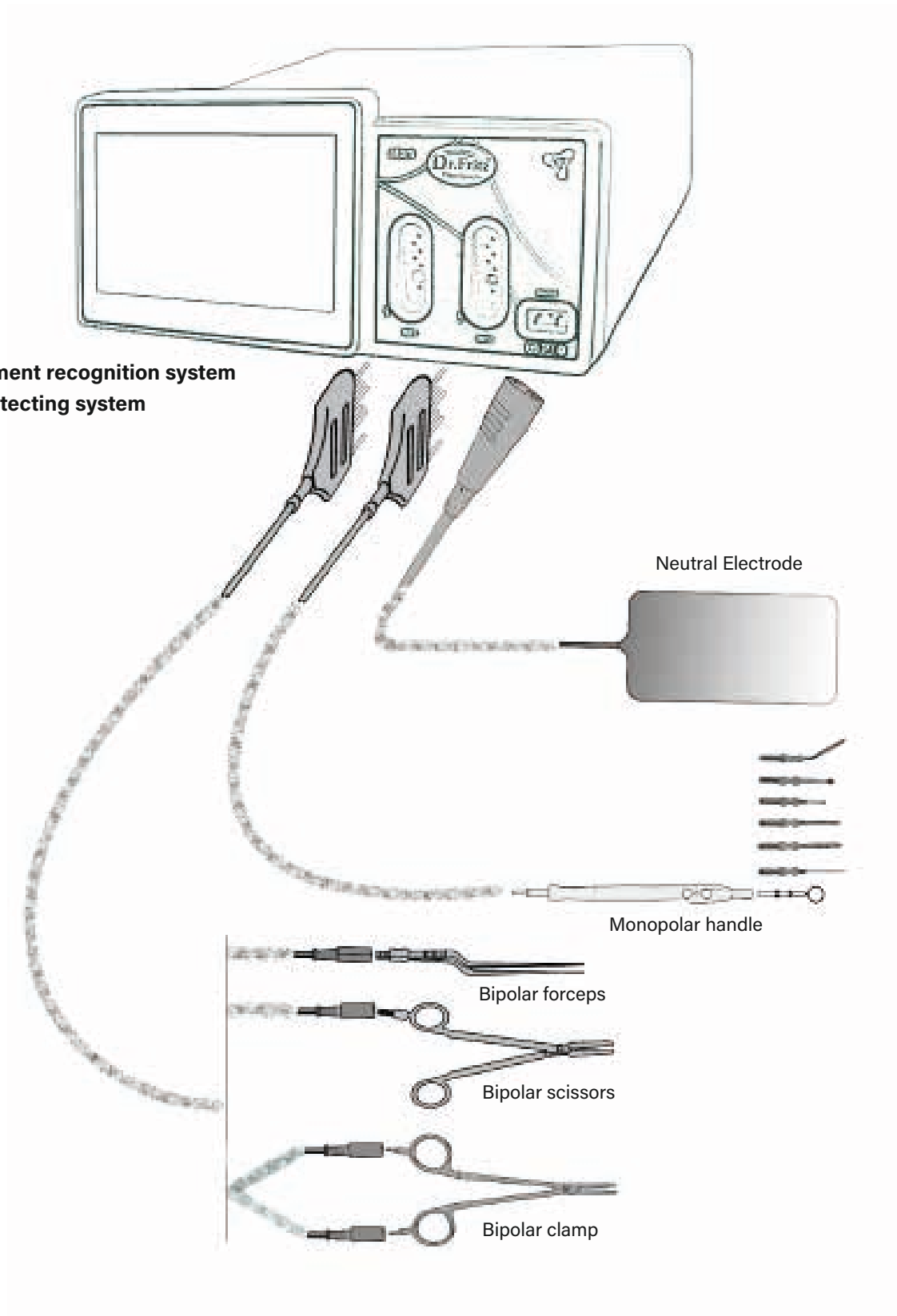


Laparoscopy / Thoracoscopy

High End with thermo sealing

■ Surview

SDS - Instrument recognition system
SDS - Self detecting system





Laparoscopy / Thoracoscopy

Recommended Set

SET-LAP PF BASIC

- **T501-1030**
Wide angle telescope for large animals
- **231-265V**
Cannula only, magnetic valve ID: 5,5mm, 20cm
- **231-161V**
Safety trocar only comp. to cannulas
- **230-264V**
Cannula only, magnetic valve, ID: 10mm, 20cm
- **230-161V**
Safety trocar only comp. to cannulas
- **637-202**
Cannula only, magnetic valve,
ID: 13mm, 15cm
- **237-103**
Trocar only with pyramidal tip
- **TR-23-250**
Working trocar acc. to Dr. Marien, 23mm, 16cm
- **230-505**
Reducer adapter for trocars 5,5mm
- **237-505**
Reducer adapter for trocars 10mm
- **237-510**
Reducer adapter for trocars 15mm
- **L-47-210**
Injection system and probe, 5mm, 47cm
- **TR-03-201**
Puncture and irrigation needle, 3mm, 20cm
- **141.48H01V**
Dissection forceps (Maryland), 10mm, 37cm
- **141.26H11V**
Babcock grasping forceps, 10mm, 37cm
- **141.32H11V**
Grasping forceps, 10mm, 37cm
- **141.11H05V**
Mayo- scissors, 10mm, 37cm, – Super cut –

SET-LAP PF VIDEO

- **TV50-10S**
Video-Laparoscopy , wireless, 10mm, 50cm
- **TSM10-58N**
10" Receiver monitor
- **231-265V**
Cannula only, magnetic valve, ID: 5,5mm, 20cm
- **231-161V**
Safety trocar only comp. to cannulas
- **230-264V**
Cannula only, magnetic valve, ID: 10mm, 20cm
- **230-161V**
Safety trocar only comp. to cannulas
- **637-202**
Cannula only, magnetic valve, ID: 13mm, 15cm
- **237-103**
Trocar only with pyramidal tip
- **TR-23-250**
Working trocar acc. to Dr. Marien, 23mm, 16cm,
- **230-505**
Reducer adapter for trocars 5,5mm
- **237-505**
Reducer adapter for trocars 10mm
- **237-510**
Reducer adapter for trocars 15mm
- **L-47-210**
Injection system and probe, 5mm, 47cm
- **TR-03-201**
Puncture and irrigation needle, 3mm, 20cm
- **141.48H01V**
Dissection forceps (Maryland), 10mm, 37cm
- **141.26H11V**
Babcock grasping forceps, 10mm, 37cm
- **141.32H11V**
Grasping forceps, 10mm, 37cm
- **141.11H05V**
Mayo- scissors, 10mm, 37cm, – Super cut –

Equine



Compact Video Vaginoscope

Professional video vaginoscope, wireless, for diagnostic use and treatment



WIRELESS Compact Video Vaginoscope

worldwide, unique and up to now
unmatched easy in practical use



Control display



Battery replaceable

97 2025

+49 (0)7777 / 882300 ■ dr.fritz@dr-fritz.de ■ www.dr-fritz.com

Dr. Fritz
Wireless Endoscopes



Compact Video Vaginoscope

Professional video vaginoscope, wireless, for diagnostic use and treatment

For practitioners and universities



- ✓ Battery replaceable
- ✓ Control display on the endoscope
- ✓ Integrated sender 5,8 GHz
- ✓ Integrated LED light
- ✓ Easy handling & quick cleaning
- ✓ Fully immersible

Set TQ52-28PF

Compact Video Vaginoscope & speculum for equine. Cordless generation with exchangeable battery, built-in camera with 5,8 GHz radio transmission, LED light, 1,5" display. Both completely soakable when vaginoscope and battery are separated.

- Compact Video Vaginoscope
- Obturator, blunt
- 2 spare batteries
- Charging station
- Charger
- Reducer adapter
- 21" monitor receiver

Accessories to be used as transvaginal laparoscope

TQ52-65

Fornix perforator / cross trocar, 26x570mm. Compatible with TQ52-28PF.

- Trocar & blade guide (TQ52-65-1/2)
- Spare blades, 12 pcs./pack (TQ52-66KL)
- Spare part set, hexagonal wrench, spring, protection caps (TQ52-65ER)



Spare parts

Reducer adapter

for TQ52-28, Luer (fem), cap w.5-10mm (234-211), opening and cover cap (234-600) (TQ52-E)

Scalpel blades

No.20 for trocar TQ52-65, individually packed, 12pcs/pack (TQ52-66KL)



Individual parts TQ52 series

Compact Video Vaginoscope
OD: 28mm , WL: 52cm
fully immersible
(TQ52-28)



Charger
(97-FU14EU)

Charging station
(TVG-4)

Spare Li-Battery
(TVG-36)



Obturator, blunt
(TQ52-281)



Reducer adapter
luer (fem), cap w.5-10mm,
opening and cover cap
(TQ52-E)



Scalpel blades, 12pcs.
(TQ52-66KL)



Fornix perforator/ cross trocar
(SET: TQ52-65)



Case,
Case lid can be used as a
disinfection tray
Dimensions: 84x27x11cm
(Y-K-8427-11-1 /
Y-TQ52-SC)



21" Monitor receiver
incl. recorder & accu
(M-LCD-21SK)





Arthroscopy

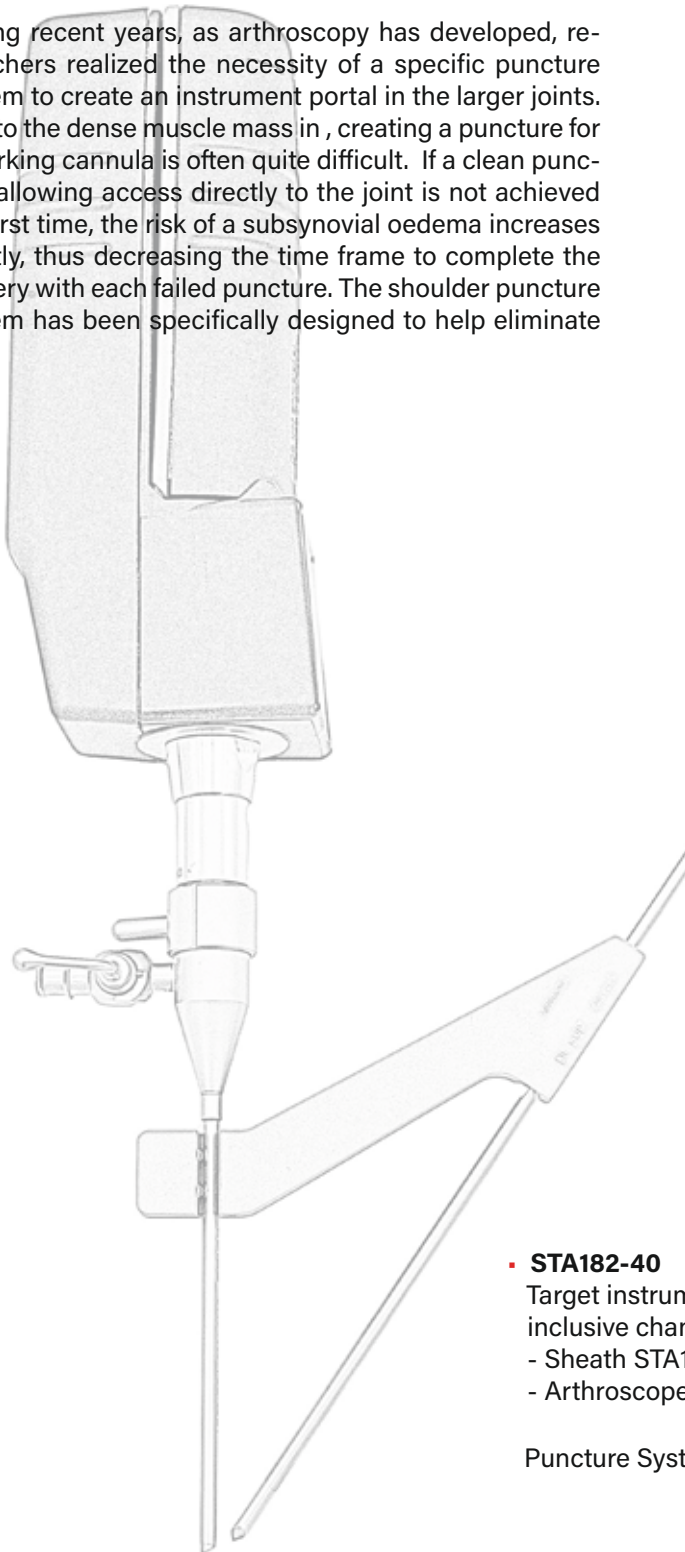
Puncture System acc. to Dr. Lehmann

Innovation in arthroscopy

Developed and tested at the Veterinary Faculty of Vienna, Austria

During recent years, as arthroscopy has developed, researchers realized the necessity of a specific puncture system to create an instrument portal in the larger joints. Due to the dense muscle mass in, creating a puncture for a working cannula is often quite difficult. If a clean puncture allowing access directly to the joint is not achieved the first time, the risk of a subsynovial oedema increases greatly, thus decreasing the time frame to complete the surgery with each failed puncture. The shoulder puncture system has been specifically designed to help eliminate

this risk. The system allows you to align your arthroscope accurately in the joint space. Simply attach the puncture system to the arthroscopic sheaths and maintain your arthroscopic vision in a parallel direction to the shoulder joint rim. At this point you will find the working triangulation portal in an ideal position. After a puncture is created with the desired trocar, simply replace the trocar with a working cannula and start working with your instruments.



Mounted puncture system

- **STA182-40**
Target instrument acc. to Dr. Lehmann for arthroscopy inclusive changing rod I-17-028 compatible for:
 - Sheath STA182-46
 - Arthroscope TA182-43

Puncture Systems compatible with other manufactures on request.



Arthroscopy

Hand instruments

Dr. Fritz hand instruments are especially designed for large animal arthroscopy

Basic instrument set

- Special design
- Long life span

I-18-520 Hook probe

for arthroscopy, OD: 3mm, WL: 12cm
strong version, heavy handles



I-18-521 Special knife

for arthroscopy, OD: 3mm,
break safe special cut, heavy handles



I-18-601 Curette

straight, strong version, cup oval,
size: 6x4mm



I-18-517 Elevator

extra strong, curved
6mm



I-18-110 Osteotome

straight, 4mm





Arthroscopy

Special hand instruments

- I-18-518 Irrigation cannula with sharp trocar**
stopcock, ID: 3 mm, WL: 7 cm



- I-18-519 Irrigation cannula with sharp trocar**
stopcock, ID: 4 mm, WL: 7 cm



- TR-03-201 Puncture needle, big**
ID: 3 mm, WL: 20 cm
incl. sharp trocar



- I-18-635 Special curette**
straight, strong version,
oval cup: 5,5 mm, 3 mm opening
and LL(f) suction connector, WL:12cm



- Extremely durable
- Easy cleaning
- Bypass opening

- I-18-621 Curette, 35°**
oblique left, strong version,
cup oval, size: 6x4 mm



- I-18-622 Curette, 35°**
oblique right, strong version,
cup oval, size: 6x4 mm





Arthroscopy

Rongeurs High quality instruments with long life span, extremely durable, especially designed for arthroscopy

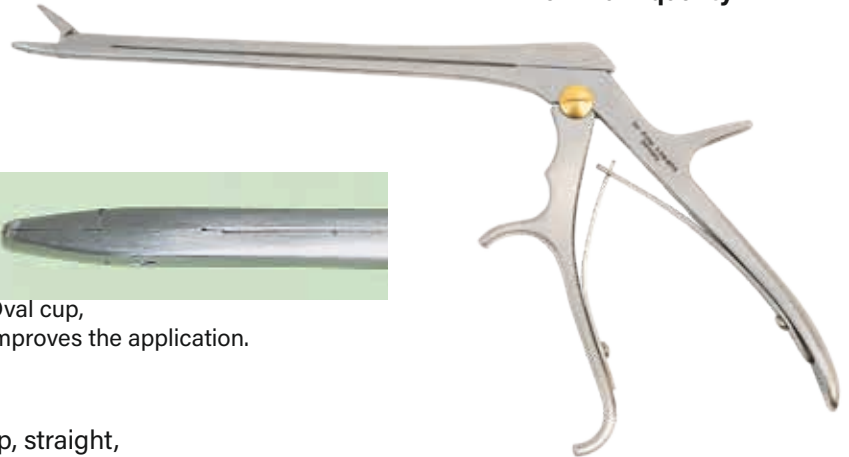
Power line, the strong

- **Heavy handles**
- **Extremely durable**



Oval cup,
improves the application.

The golden screw guarantees
maximum quality



I-18-973 Rongeur "Power line", oval cup, straight,
5x10 mm, WL:15 cm, extremely durable,
heavy handles

I-18-974 Rongeur "Power Linie", small tip, straight,
fenestrated, 5 x 10 mm, WL: 15 cm,
extremely durable, heavy handles

Instruments for high frequency

Mono-/Unipolar

HF/RF cutting electrodes, the electric knife



HF-200-45 HF cutting electrode
for equine arthroscopy, 45°,
fine tip, D: 3,4 mm, WL: 12 cm
4 mm connector

HF-200-90 HF cutting electrode
for equine arthroscopy,
90°, heavy version,
WL: 12 cm, 4 mm connector

HF-200-055 HF connecting cord
compatible to arthroscopy cutting electrodes,
handles length: 5m, for units with 4mm connector

- Name us or your customer service your HF/RF unit type and we will deliver the compatible connecting cable



Arthroscopy

Special hand instruments

- Robust
- Easy cleaning


I-18-536 **Special elevator for the roof joint,**
acc. to Dr. Zöttl, 3mm, WL: 8cm,
strong version



AR-17-19S **Hook knife**
2,7 mm, silicon handle
autoclavable, colour code



I-18-534 **Special elevator for sesamoid fractures**
acc. to Dr. Foerner, 4 mm curved, long



Rongeurs instruments with long life span, extremely durable, especially designed for arthroscopy

■ Standard line, the optimally adapted ones

I-18-662 **Rongeur „standard line“**
cup size: 4x8 mm, oval,
angled upwards, fenestrated
WL: 11 cm



Ideal shape,
angled upwards



I-18-661 **Rongeur „standard line“**
cup size: 4x8 mm, oval, straight,
fenestrated, WL: 11 cm



Jaws tip flat



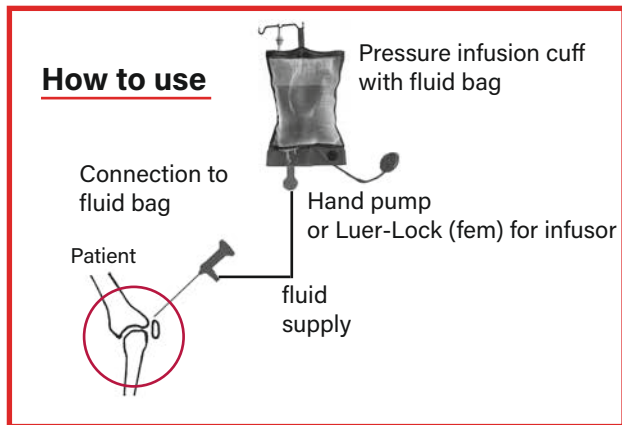


Arthroscopy

Fluid Supply system for arthroscopy

Manual fluid supply system

One of the cheapest options for hydration



- **AR-08-100N Pressure infusion cuff**
for 500-1000ml with manometer and hand pump reusable high quality manufacturing

► For very high fluid pressure (e.g. hoof joint) a small cuff is recommended (max. 1 liter).

Automatic fluid supply

The innovative infusion solution for horses

The state-of-the-art system can be effortlessly attached to the horse using a girth strap, allowing the animal to remain fully mobile during the infusion. Particularly practical is the use of the pressure infusor both in the stable and in the operating room: it can be used flexibly without an IV stand, providing added flexibility in the operating room as well as on the premises.

- ✓ **Constant fluid delivery**
- ✓ **Energy free**
- ✓ **No maintenance**
- ✓ **No altitude impact**

■ ARM-10

Mechanical pressure infusor

Dimensions:	337 mm x 252 mm x 116 mm
Weight:	1,8 kg
Infusion pressure:	100 to 200 mbar (depending on the bag size)
Flow range:	0 bis 8,3 litres/hour (nach ISO 8536-4), 5 litres/hour
Empty rate:	95% bis 100%
Norms:	ISO 8536-4 and ISO 28620



NEW

Equine



Shaver

Cordless single use shaver system for arthroscopy



■ Starter set (SFR-205SET)

Set consistinf of:

- Central unit - motor (SFR-206M)
- Charging station (SFR-205B)
- Burr shaver Ø 4,5mm (SFR-104C)



■ SFR-206M Central unit - motor

The reusable central unit, the heart of the system, is equipped with state-of-the-art electronics and a rechargeable battery. It provides the surgeon with both standard and advanced features: a powerful brushless motor ensures optimal torque for all arthroscopic procedures, while the durable battery supports even the longest surgeries.

- 6000 rpm
- Approx. 40min. runnig time



■ SFR-205B Charging station

The charging station accommodates up to four central units, though the central units (motors) are not included with the charging station. When a central unit is inserted, it is checked by an intelligent control system. A display then indicates the battery's charge status.



NEW

Equine




Shaver

Cordless single use shaver system for arthroscopy

■ Disposable shaver

- No preparation or sterilization required
- Ready for immediate use
- Integrated tube connection
- Minimum order quantity: 5 pieces

Sterile packaging



- Aggressive meniscus resection, fast removal of soft tissue during shoulder surgeries.
- Suitable for a combination of soft tissue and bone resection.

∅	Item No.
3,5mm	SFR-103L
5,0mm	SFR-104L



- Versatile aggressive cutting blade:
Ideal for extensive tissue removal.

∅	Item No.
2,9mm	SFR-102N
5,0mm	SFR-104N



- Oval Burr:
Fast bone resection.
- Suitable for subacromial decompression.

∅	Item No.
4,5mm	SFR-104E



- Serrated inner blade and smooth outer blade for effective resection of meniscus, cartilage, and synovium.

∅	Item No.
3,5mm	SFR-103P



- Ball Burr:
Ideal for notchplasty and osteochondral cleaning.

∅	Item No.
4,5mm	SFR-104C





Arthroscopy

Accessories

I-18-518



- **I-18-518** Irrigation cannula with sharp trocar stopcock, ID: 2,7 mm, WL: 7 cm, luer connection

Connection: Fluid bag to arthroscope

AR-10-948



- **AR-10-948** Infusion tube, set complete, with needle for sterile bags/bottles, Luer-Lock (m), silicon, 6x2 mm, 3 m, large inner diameter, autoclavable

- **X-7-20-10** Spare infusion tube, silicon, 1 m, size: 6 x 2 mm, color: natural

AR-10-9



- **AR-10-9** Spare needle for infusion bottles/bags ID: 4 mm compatible to tubes ID: 3,5-5 mm

- **LLM-1258** Spare Luer-Lock connector male, 10 mm

Camera covers

- DE-10-25** Camera covers, disposable, 1pcs. polyethylen, 13x250 cm minimum order 25 pieces



DE-10-25

Cleaning accessories

- DE-5-17** Cleaning brush for small cannulas with ID: 2-4 mm, WL: 17 cm



- DE-10-300** Disinfection concentrate IP for rigid and flexible endoscopes. For manual and automated use, 1-3%ige dilution, 5 litres



- DE-10-425** Soak basin for chemical solution disinfection, consisting of basin (perforated) tray&cover for basin, size: 42x16x9,5 cm





Arthroscopy

Accessories

Video cart

Completely mounted

- ✓ 50cm unit size
- ✓ Camera fixation knob
- ✓ Drawer
- ✓ Ask for additional accessories

WV-54043 **Video cart**, H: 143 cm

size: 62x63 cm, completely mounted, basic version,
color: grey, partly blue,
**drawer inbuilt
**fixation knob for video camera head
**specially rust protected
max. weight: 150kg/330lbs

(Gastroscope bracket, fixation system. devices
and monitor are separate accessory)



WV-54043

WV-53022 **Video cart**
as above but height 110 cm (without pictures)

WV-45111 **Video cart**, H: 112 cm,

size: 54x58cm,
completely mounted, basic version,
drawer inbuilt with handle
max. weight: 50kg/110lbs
max. unit size: 45cm
color: grey, partly blue,



WV-45111

Accessories for Video cart

WV-99619 **Fixation system for infusion bottles**
mounting set

WV-99618G **Gastroscope mount for Dr. Fritz TG series**
inductive charging, with telescope rod

WV-01601 **Fixation system for CO₂ bottles**
mounting set, comp.to video carts
for 5-10 litre bottles, max OD: 14,5 c

WV-02851 **Fixation system for CO₂ bottles**
mounting set, comp.to video carts
for big bottles, max OD: 20,5 cm



WV-99618G

Equine



OP Equipment

EquiPorter

EquiPorter®

by F. Schlöderer & R. Fritz

www.equiporter.com



- the EquiPorter Pre OR safety sling -



110 2025

+49 (0)7777 / 882300 ■ dr.fritz@dr-fritz.de ■ www.dr-fritz.com

Dr. Fritz®
Wireless ■ Endoscopes



OP Equipment

EquiPorter

■ Pre OR safety Sling**

A new development of a protection and handling sling system for equine general surgery

- To be mounted before surgery
- To take down patient during sedation and anesthesia
- To handle during surgery
- To assist during recovery/standing after surgery



EquiPorter®
by F. Schlegel & R. Fritz www.equiporter.com



4 point carrying frame



On-load operation



Belt elongation

- Easy mounting
- 4 point lifting/carrying system
- Individually adjustable
- Two sizes
- Washable

EP1-6170S

Pre OR safety belt, 170cm,
small, max.weight: 600kg
set incl.bag, washable (EP1-63)

EP1-6140S


Pre OR safety belt, 150cm,
small, max.weight: 500kg
set incl.bag, washable (EP1-63)

EP-R-63S

Carrying frame for OR safety belt
set with foam buffer,safety hooks, max. weight: 750kg
size: 101 x 40 x 15cm, 8,5kg



In combination with a 4 point carrying frame it will be
an ideal safety accessory for any
equine hospital with typical hoisting cranes



**Only for short time assisted lifting and weight support procedures (max.5-10min)

111 2025

Bovine

Dr. Fritz®
Wireless ■ Endoscopes

- Teat Endoscopy, Theloscopy
- Teat Products/Keratelin
- Laparoscopy/Thoracoscopy
- Vaginoscopy




We are changing
veterinary endoscopy

Bovine



Teat Endoscopy / Theloscopy

Minimal invasive treatment of teat disorders



WIRELESS Video Teat Endoscopy

Equipment for endoscopic and
diagnosis in cattle



Teat Endoscopy / Theloscopy

Treatment of teat disorders using minimal invasive techniques with teat endoscopy

The use of a lateral portal techniques in teat endoscopy by **Maximilian Medl** and **Klaus Querengässer** in 1994 has created a renaissance in research into teat disorders and treatment. Following their findings specific endoscopic equipment was developed to improve diagnosis and treatment.

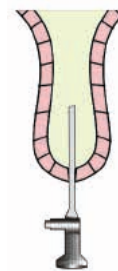
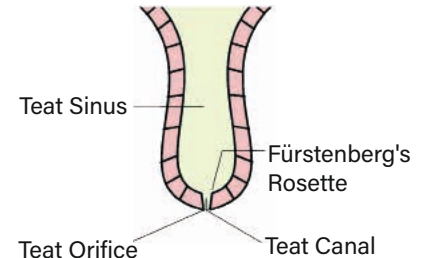


A further new generation of instruments completes the set: first a teat clamp to enable endoscopy, secondly a new teat knife with disposable blades and thirdly our stenosis cutter acc. to Eisenhut. We supply a suitable transport case to protect the scope and the instruments with additional parts. With our new **Keratelin** products we offer excellent and professional after care service.

Teat Set standard, SET-ZIZ-3

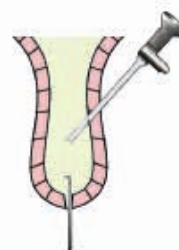
With battery handle, air pump and instruments

T141-3000	Wide angle telescope , 0°, OD: 3mm, WL: 14cm
S140-3001	Sheath , OD: 4mm, WL: 12cm
LED-8-32	Light handle , mignon battery AA, 1,5 VDC
ZB-5-3	Inflation pump , battery operated,
Z-40-05	Special teat probe
Z-44-85	Special teat clamp , with ratchet, size 12cm
Z-55	Teat knife acc.to Dr.Ebner,
Z-47-030	Stenoscutter D: 3,0 mm
Z-47-033	Stenoscutter D: 3,3 mm
DE-5-17	Cleaning brush , small, 17cm
DE2014-41	Sterilizing & storing case , 200x140x40mm
A79-IP6-SET	DIN Okular Lense with cover adaptor
K-4530-10	Special transportation case , for teat endoscopy



Conventional Technique:

Examination via teat canal
An examination of the teat sinus is possible but you can not see the Fürstenberg's Rosette, where 95% of the internal lesions occur. Parallel treatment through the teat canal is difficult.



Medi-Technique:

Examination and treatment via lateral teat wall. Only lateral perforation of the teat wall enables easy examination of the whole teat lumen and especially of the Fürstenberg's Rosette. Via teat canal treatment is possible under endoscopic control.

Please ask us or your customer service for a special quotation for your practice.

Literature: MEDL, M., K. QUERENGÄSSER et al.: Zur Abklärung und Behandlung von Zitzenstenosen mittels Endoskopie, Tierärztl. Prax. 1994, 22:532-7 / QUERENGÄSSER, K.: Diagnose u. Therapie v. Zitzenstenosen beim Rind mittels Endoskopie, Univers. Zürich, Diss. 1998 / SEEH, C., R. HOSPES: Erfahrungen mit einem Theloresektoskop, Tierärztl. Prax. 1998, 26(G):110-8



Teat Endoscopy /Theloscopy

Treatment of teat disorders using minimal invasive techniques with teat endoscopy

- Wireless video transmission
- For TV, notebook, PC
- Li battery
- Resolution 400x400



■ SET-Z6-VE

Video teat endoscopy set Basic, 3,5 mm

wireless video endoscope with radio transmission 5,8GHz:

97-FU17	Wireless endoscope (VCS3), charger
TXL2-580M	5" monitor, receiver&recorder, battery operated
TR-04-84S	Sheath and trocar
K-4530-10	Transportation case
(without picture)	

■ SET-Z6-VIS

Video teat endoscopy set Plus, 3,5 mm

wireless video endoscope with radio transmission 5,8GHz:

97-FU17	Wireless endoscope (VCS3), charger
TXL2-580M	5" monitor, receiver&recorder, battery operated
TR-04-84S	Sheath and trocar
ZB-5-3	Battery air pump/tube
Z-40-05	Palpation probe
Z-44-85	Teat clamp, 12 cm
Z-55	Teat knife acc. to Ebner
Z-47-030	Stenosiscutter D: 3,0 mm
Z-47-033	Stenosiscutter D: 3,3 mm
DE-5-17	Cleaning brush, 17 cm
DE2014-41	Sterilizing tray
K-4530-10	Transportation case



■ SET-Z6-EW Additional equipment (only in connection with VCS3, small animals)

to be used in teat endoscopy, consisting of:

TR-04-84S	Sheath and trocar
ZB-5-3	Battery air pump/tube
Z-40-05	Palpation probe
Z-44-85	Teat clamp, 12 cm
Z-55	Teat knife acc. to Ebner
Z-47-030	Stenosiscutter D: 3,0 mm
Z-47-033	Stenosiscutter D: 3,3 mm
DE-5-17	Cleaning brush, 17 cm
DE2014-41	Sterilizing tray
K-4530-10	Transportation case



Teat Endoscopy / Theloscopy

Standard instruments

■ The new standard



Teat knife acc. to EBNER


- handle with disposable blade
- blades easy to change and safe
- for each large animal practice

Z-55 Teat knife acc. to Dr. Ebner, pat. locking system, handle and 1 blade (disposable)

Z-55-2 Teat knife acc. to Dr. Ebner, pat. locking system, const. of: handle (Z-55) and 10 spare blades (Z-55-1)

Z-55-1 Scalpel blades f. teat knife, 10pcs/b individually packed, sterile, comp. to handle type Z-55

■ The second generation



Stenosis cutter acc. to EISENHUT

- high quality tissue punch
- easy to clean

Z-47-030 Stenoscutter acc. to EISENHUT, small
OD: 3mm, WL: 4,5cm,
color code: metal

Z-47-033 Stenoscutter acc. to EISENHUT, large
OD: 3,3mm, WL: 4,5cm,
color code: gold



Z-40-05 Special teat probe for teat canal measurement and palpation

DE-5-17 Cleaning brush small, 17cm, for tubes
ID:2 - 4mm, autoclavable, 1 pc.

DE-10-300 Disinfection and cleaning solution IP
for flexible and rigid endoscopes,
5 litres concentrate for 1-3% dilutions for
manual and automated use (without picture)



Keratelin® Products

■ Keratelin® Teat products for teat care

Suture-Bandage Plug the natural solution

Z-99025-TH **KERATELIN „Thelasel“**
teat dilator, OD: 3 mm, box 24 pcs.,
sterile*

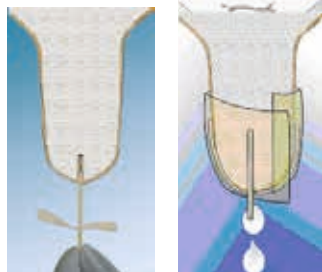
- The revolution in teat dairy care -



Breakage safe and stable.

Latest generation of natural teat canal plugs - first choice in any fresh cases of distal teat injuries
- plug and tape it -

KERATELIN "P2-Cath" Permanent Catheter



Z-99027 **KERATELIN „P2-Cath“**
acc. to Schlederer, 8 pcs.,
OD: 2,8mm, LL(w), individually packed,
sterile*

- For easy day milk release
- Easy and gentle to insert
- Fast milk flons

KERATELIN Milk Cannula professional teat care

Z-99055 **KERATELIN Milk Cancula,**
disposable, 100 pcs.
individually packed, sterile*



Extra large inner
diameter, available every time.

*Attention: sterile product -
return shipment not accepted

Bovine



Laparoscopy / Thoracoscopy

Equipment for laparoscopic repositioning and fixation of abomasal displacement
(acc. to Dr. Janowitz), accessories for standing upright position (acc. to Dr. Christiansen)



WIRELESS Video- Laparoscopy

in Cattle




118 2025



Laparoscopy

Telescope, Trocars and Accessories



Video-Laparoscope,
integrated camera and LED light
TS40-8S

T420-8000V

Wide angle telescope,

0°, OD: 8 mm, WL: 46 cm. large
image and safety version, for large animal practices

TS40-8S

Video telescope, 0°, wireless, OD: 8 mm, WL: 40 cm,
in-built LED light & 5,8Ghz sender, rechargeable
Li battery, fully immersible, resolution: 720x640pxs,
robust veterinary version, set consisting of:
video laparoscope (TS40-8), charger(TV27-NET)

- 234-200V** **Cannula only,** magnetic valve, ID: 8mm,
WL:12cm, stainless steel, stopcock
- 234-166V** **Trocar, only,** cork screw handle, special
sharp tip, for cannulas ID: 8mm, WL: 12cm
- 231-201V** **Cannula only,** magnetic valve, ID: 5,5mm,
WL:12cm, stainless steel, stopcock
- 231-166V** **Trocar, only,** cork screw handle, special
sharp tip, for cannulas ID: 5,5mm, WL: 12cm



magnetic flap valve
system




Accessories:

- 234-211** **Spare sealing caps,** for trocar cannula 8 mm, p. of 10 pcs.
- 231-211** **Spare sealing caps,** for trocar cannula 5,5 mm, p. of 10 pcs.
- 230-215** **Spare magnetic valve flap** 8/10/11/12/13 mm, p. of 2 pcs.
- 231-215** **Spare magnetic valve flap** 5,5 mm, p. of 2 pcs.
- DE-6-21** **Cleaning brush for tubes,** size: 4 to 7 mm, 20 cm
- DE-9-25** **Cleaning brush for tubes,** size: 7 to 10 mm, 25 cm
- DE-6-102** **Cleaning brush, flexible,** for tubes, size: 5 to 8 mm, 70 cm



DE-6-21



DE-9-25



DE-6-102

Light sources for field practice

- LED-8-35** **LED light handle, accu power set,**
comp.to Fritz/Wolf, handle water resistant,
consisting of:
handle only (LED-8-35G), charger (LED-8-35LA),
Li accu block 3,7Vx 1Ah (LED-8-35B)



LED-8-35



Laparoscopy

Instruments & Accessories

Safety toggle

- Robust and break resistant(material)
- 90 cmdouble suture material
- With markings along the suture
- Increased stiffness of suture material to assist placement in abdomen

LO-40-04 Safety toggle pin acc. to Dr. Janowitz, for laparoscopic abomasal fixation, 5 pcs.



Needle, puncture system

L-33-218 Palpation probe and puncture cannula,
OD 5 mm, 33 cm

L-33-218



TR-40-350 Toggle placing trocar set
acc to Janowitz,
OD: 5 mm, WL 35 cm,
consisting of:
cannula only (TR-40),
trocar only (TR-40-3),
obturator (TR-40-35)


TR-40-350



Suture grasping forceps

L-19-757 Suture grasping & preparation forceps
acc. to Dr. Janowitz, long version, OD: 5mm, WL: 46 cm,
cleaning connector

L-19-757



L-19-461 Suture grasping hook acc. to Dr. Meyer, 5 mm, 40 cm



L-19-757



L-19-461

Accessories - optional

531.01H05V Metzenbaum scissors, 5 mm, 33 cm,
curved insulated, dismantable, rotatable,
plastic handle

531.61H01V Biopsy forceps, 5 mm, 33 cm, double action jaws,
insulated, dismantable, rotatable

DE-3-456 Cleaning brush, for long tubes
ID: 2,5-5 mm, 6 pcs. (without picture)





Laparoscopy

Spieker acc. to Christiansen



Repositioning of LDA,
in a standing upright position

Janowitz and Christiansen,
Gießen 2003

TR-78-766 Christiansen-Spieker for large animals

Length: 1m

Consisting of:

- Lancet TR-78-761
- Innenr tube only TR-78-762
- Outer tube front part TR-78-763-1
- Grip outer tube TR-78-763-2



TR-78-761 Lancet only

Suitable for Grip outer tube TR-78-762



TR-78-762 Inner tube only

Suitable for lancet TR-78-761



TR-78-763-1 Outer tube, front part only

Suitable for Grip outer tube TR-78-763-2



TR-78-763-2 Grip outer tube only

Suitable for Outer tube front part
TR-78-763-1



TR-13-145 Working trocar Ø 13mm, WL: 14cm

Consisting of:

- Cannula TR-145
- Sharp trocar TR-13



237-505 Reducer adapter

For trocars

- From Ø 13mm to Ø 10mm





Laparoscopy

Soak basin



DE-10-426

Soak basin for chemical solution disinfection consisting of basin /perforated), tray & cover for basin, size:72,5x20x14 cm

Suction & inflation pump



H140-3S



H150-1-1

H140-3S

Suction & irrigation pump, soft system, complete with 2 bottles (suction/ water) 1 litre each, tubing set autoclavable, vacuum: 3 L/min, max: 0,4 bar pressure: 4 L/min, max.0.5 bar (400mmHg) incl. transformer 115- 240VAC;50/60Hz

H150-1-1

Inflation pump, small, 4 litre/min silicon tube, LL(m), 3m, 230VAC, 50/60Hz

H150-1-1X

Inflation pump, small, 4 litre/min max. 0,25bar, 115VAC;60Hz US-connector incl. silicon tube, LL(m) (without picture)

Transportation case and instruments, container

For safe storage of your cold light source, instruments and telescopes



DE4011-48

Sterilizing and storing case, stainless steel, 40x11x6 cm, lid perforated, with textile filter



K-8427-11

Case for storage and transport of telescopes and instruments, 84x27x11 cm,

Y-K-8427-13 Spare inlay for transportation case

type K-8427-11, washable (without picture)



Laparoscopy

Set for laparoscopic repositioning and fixation of abomasal displacement in cattle acc. to Dr. Janowitz

Sets with lights handle

This set allows the veterinary surgeon to use a quick, and extremely safe technique with no medication requirements as well as quick recovery of the patient. The basic element in the set is a specially developed robust scope with a length designed specifically for this purpose. Instruments are specifically designed for use in large animal field situations and stored in a practical transport case to guarantee a long life. In research programs it emerged that the traditional toggle system often offered inadequate strength and resulted in either rupture of the suture material or breakage of the plastic toggle material. This has led to the development of a new safety toggle with a 90 cm long break safe double suture.

Basic set (SET-LAB-231)

Set for endoscopic LDA/RDA repositioning



▪ Removeable, washable inlay

▪ Case bottom can also be used as disinfection basin



2-step technique (Janowitz-Technik)

Basic set consisting of:

- Special cattle telescope, Ø 8mm, 0°
- Trocars and trocar cannulas Ø 8mm & 5mm
- Trocars and trocar cannulas Ø 5mm
- Palpation probe and puncture needle
- Abomasal puncture trocar set
- Suture grasping forceps, long
- Suture grasping hook acc.to Meyer
- Safety toggle pins, 5 pieces
- Sterilizing and storage tray
- Inflation pump
- Cleaning brushes
- LED light handle, accu
- Transportation case, can also be used as a disinfection basin

Large set (SET-LAB-232)

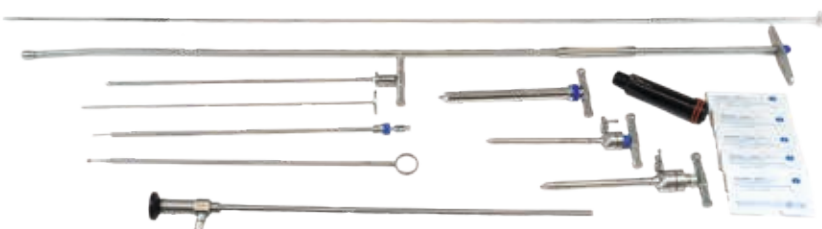
Basic set + Spieker acc. to Christiansen



2-step + 1-step technique (Janowitz- + Christiansen Technik)

Large set consisting of:

- Basic set
- Trocar and cannula Ø 13mm, large
- Spieker acc. to Christiansen complete






Laparoscopy

Set for laparoscopic repositioning and fixation of
abomasal displacement in cattle acc. to Dr. Janowitz

Eco Set (SET-LAB-233)



1-step technique (only standing upright position)

Set „Eco“ consisting of:

- Special cattle telescope Ø 8mm, 0°
- Trocar and trocar cannula Ø 8mm
- Abomasal puncture trocar cannula, and blunt obturator
- Safety toggle pins (5pcs)
- LED light handle, battery
- Trocar and cannula, 13mm, large
- Spieker acc.to Christiansen
- Transportation case, can also be used as a disinfection basin

All sets also available with video endoscope

Video „Basic“ set SET-LAB-V41

Video „Large“ set SET-LAB-V42

Video „Eco“ set SET-LAB-V43



Transmission



Bovine



Compact Video Vaginoscope

Professional video vaginoscope, wireless, for diagnostic use and treatment in dairy cattle



WIRELESS Compact Video Vaginoscope

**worldwide, unique and up to now
unmatched easy in practical use**



Control display



Battery replaceable

125 2025

+49 (0)7777 / 882300 ■ dr.fritz@dr-fritz.de ■ www.dr-fritz.com

Dr. Fritz[®]
Wireless ■ Endoscopes



Compact Video Vaginoscope

Professional video vaginoscope, wireless, for diagnostic use and treatment in dairy cattle

■ For practitioners and universities



- ✓ Battery replaceable
- ✓ Control display on the endoscope
- ✓ Integrated sender 5,8 GHz
- ✓ Integrated LED light
- ✓ Easy handling & quick cleaning
- ✓ Fully immersible

Set TQ52-28RD

Compact Video Vaginoscope & speculum for cattle. Cordless generation with exchangeable battery, built-in camera with 5,8 GHz radio transmission, LED light, 1,5" display. Both completely soakable when vaginoscope and battery are separated.

- Compact Video Vaginoscope
- Obturator, blunt
- 2 spare batteries
- Charging station
- Charger
- Reducer adapter
- 10" monitor receiver

■ Accessories to be used as transvaginal laparoscope

TQ52-65

Fornix perforator / cross trocar, 26x570mm. Compatible with TQ52-28RD.

- Trocar & blade guide (TQ52-65-1/2)
- Spare blades, 12 pcs./pack (TQ52-66KL)
- Spare part set, hexagonal wrench, spring, protection caps (TQ52-65ER)



TQ52-64S

Ova ligator, Ring ligator, 64cm. Compatible with TQ52-28RD.

- Main part with handle (TQ52-64G)
- Lifter (TQ52-64H)
- Ligatur rings (TQ52-R50)
- Applicator (TQ52-64Y)





Compact Video Vaginoscope

Professional video vaginoscope, wireless, for diagnostic use and treatment in dairy cattle

■ Complete Set for vaginoscopy and transvaginal laparoscopy and spaying



- ✓ Battery replaceable
- ✓ Control display on the endoscope
- ✓ Integrated sender 5,8 GHz
- ✓ Integrated LED light
- ✓ Easy handling & quick cleaning
- ✓ Fully immersible

Set TQ52-28RD1

TVC-Set, transvaginal spay/castration.
Cordless generation with exchangeable battery,
built-in camera with 5,8 GHz radio transmission, LED light,
1,5" display. Both completely soakable when vaginoscope
and battery a separated.

- Compact Video Vaginoscope
- Obturator, blunt
- 2 spare batteries
- Charging station
- Charger
- Reducer adapter
- Fornix perforator/ cross trocar
- 2 x ova ligator
- 50 ligatur rings
- 5" arm monitor

■ Spare parts

Scalpel blades

No.20 for trocar TQ52-65,
individuallypacked, 12pcs/pack
(TQ52-66KL)

Spare rings

Passend zu TQ52-64S,
production sterile,
FDA biocompatible, 100pcs/pack
(TQ52-R100)

Reducer adapter

For TQ52-28, 28/10mm, luer (fem),
silicon cap 8mm (234-211),
and sealing cap (234-600)
(TQ52-E)

Wireless HD transmisson





Individual parts TQ52 series

Compact Video Vaginoscope
OD: 28mm , WL: 52cm
fully immersible
(TQ52-28)



Charger
(97-FU14EU)



Charging station
(TVG-4)

Spare Li-Battery
(TVG-36)



Obturator, blunt
(TQ52-281)



Reducer adapter
28/10mm, luer (fem)
(TQ52-E)



Ova ligator, WL:64cm
(SET: TQ52-64S)



Fornix perforator/ cross trocar
(SET: TQ52-65)



Spare rings,
50pcs. (TQ52-R50)
100pcs. (TQ52-R100)



Scalpel blades, 12pcs.
(TQ52-66KL)



Case,
Case lid can be used as a
disinfection tray
Dimensions: 84x27x11cm
(Y-K-8427-11-1 /
Y-TQ52-SC)



5" Monitor receiver
incl. recorder & accu
(TXL2-580M)



10" Monitor receiver
incl. recorder & accu
(TXM10-58R)





Several applications

✓ Multi receiver capable

✓ Automatic radio connection, all types of endoscopes (broncho/arthroscopes/laparoscopes)



Receiver - monitor



TXM10-58R

10" Receiver-monitor, recorder

- mSD card slot, automatic scan, battery

TXM7-58R


7" Receiver-monitor, recorder

- mSD card slot, automatic scan, battery

TXL2-580M

5" Receiver-monitor, recorder

- mSD card slot, automatic scan, battery
- With arm strap



M-LCD-22PC

21" LCD PC with in-built receiver and recorder

TXL1-7-NO2

Receiver for Apple & Windows
incl. USB grabber



M-LCD-21SK

21" Video monitor HD
with in-built receiver for scopes

TXL1-583

TV receiver for monitor
Video-Out

Devices



- Light sources
- Video camera
- Special devices
- Video cart



We are changing
veterinary endoscopy



Batterie/LED light Sources

Portable LED light handle

■ LED light handle, mini, 1,5V

For endoscopy without video camera.
Direct coupling with light director.

- Light weight
- Easy handling
- Directly compatible to your telescope

LED-8-32

LED-Endoscope Light Handle,
mini, 1,5V, 90g.comp.to Dr.Fritz/Wolf
including mignon battery, AA
Lux: 4.900
Colour temperature 6.100 K
About 60min. working time



■ LED light handle, high power, 3,7V

- Fully immersible
- Waterproof
- Compatible to Dr. Fritz, Wolf

LED-8-35

LED-Light Handle, Accu Power Set,
comp. to Dr.Fritz/Wolf
handle water resistant
consisting of:
Handle only (LED-8-35G)
LI Accu Block 3,7V x 0,7Ah (LED-8-35AC),
charger (LED-8-35LA)
Lux: 7.000
Colour temperature 5.500 K
About 45min. working time





Endoscopy - Cameras

HD-Radio-Videocamera, wireless, axiale Version, DIN Ocular with LED

GO WIRELESS

- ✓ Wireless video transmission
- ✓ Ideal for mobile surgery
- ✓ Compatible with standard endoscopes
- ✓ Perfect HD image
- ✓ Fully immersible
- ✓ Magnetic connector



51V-C2SET

Radio-Axialcamera with LED-light

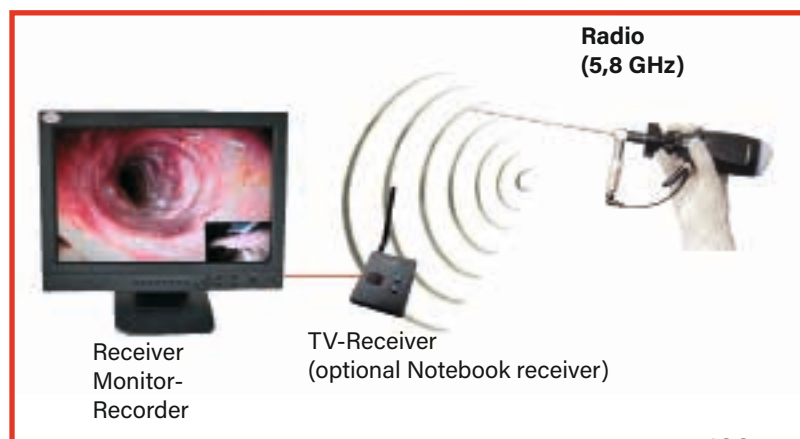
built in 5,8 GHz Sender, LI Accu,
LED light cable, HD-PAL,
DIN Ocular, compatible to
standard Endoscopes
set complete consisting of:

- Camera (51V-C2-D)), weight 295 gr.
- Stop Button (50VC-78)
- Power adapter (TV27-NET)
- 10" Receiver-Monitor/Recorder (TXM10)



Magnetic connector

Video transmission





Endoscopy - Cameras

HD-Radio-Videocamera, wireless, axiale Version, DIN Ocular with LED

TV27-NET

Power adapter for Radio laparoscopes, 3m cable, magnetic end connector, fully immersible 110-240 VAC, 50/60Hz



TXM10-58R

10" Monitor receiver & recorder 5,8GHz
Micro SD-Card slot, foot for monitor, Li-Io battery, charger, auto scan



Optional:

M-LCD-22AP

Monitor-Apple, 22" with image storage
Flat screen, Tastatur, Processor
For picture and video documentation
HDMI FBas Video surface
Network compatible 115-230VAC





Recorders and storage systems

■ Video/image playback & storage

M-LCD-22PC 22" profesional LCD monitor & PC,
high definition, 16:9, with capture device &
network connection.
Consisting of:
PC, receiver, keyboard, Biovision capture software
with licence, power adapter 110-240VAC



■ Digital storage unit

PC-97-HDE Video/HD Recorder for HDMI & video signals,
Foto and video recordings
Input: HDMI in, Video in
Output: HDMI out, USB Host
Power supply unit, remote control, USB stick



■ Additional recipients

- a) Monitor receiver with recorder 10" TXM10-58R
- b) Monitor receiver with recorder 5" TXL2-580M
- c) Monitor receiver with recorder 7" TXM7-58R
- d) TV - receiver with Video - Out TXL1-583
- e) Monitor receiver 10" TXM10.58N
- f) Monitor receiver 7" TXM7-59A
- g) Video card, external PC-97-GRA2





Special devices - Suction and Irrigation

■ Suction-/irrigation pump

For lens cleaning, inflation and suction.
For small and large animal practice.

- ✓ Easy handling
- ✓ Quiet
- ✓ Fine setting option
- ✓ Ideal for small and large animal practices

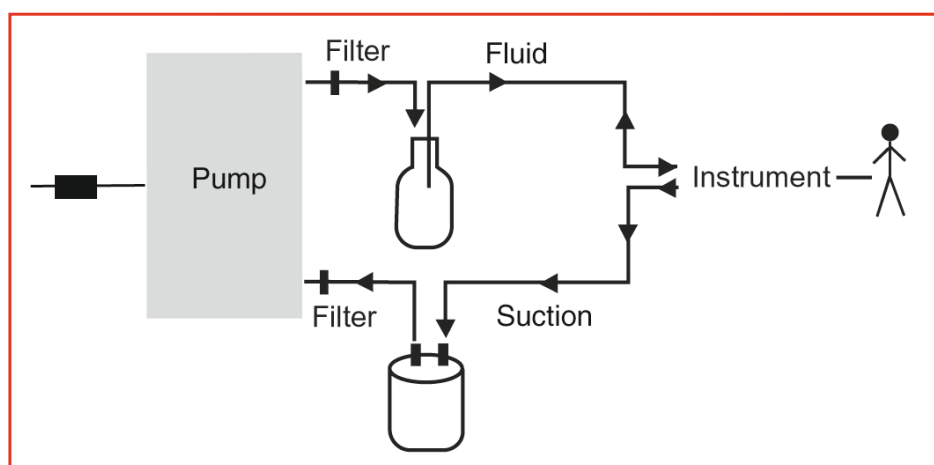


Especially suitable for gastroenterology

H140-3S Suction-/irrigation pump
consisting of:
Suction & irrigation pump (H140-3)
1 li. suction bottle (H160-AB-43)
1 li. flushing bottle (H160-AB-7)
Tubes & transformer
Sterile filter (AR-10-922)

H160-AB-43 Spare suction bottle
1 litre with lid

H160-AB-7 Spare flushing bottle
1 litre with lid





Special devices - Inflator

CO₂ Inflator, electronically monitored

- small and large animal
- reusable tubing
- bacterial filter
- economical



741-025V CO₂ Inflator, electronically monitored,
max. 20 litre, complete without bottle
automatic pressure reduction system,
DIN gas connection type,
115-230 VAC, 50-60Hz,
DIN IEC 601/1, DIN VDE 871

Accessories



741-009-1 Spare Silicon tube, 3m, for CO₂ inflation,
incl. connector, autoclavable

741-009-FF Sterile filter system for CO₂ -inflator
disposable, box with 50 pcs.
medical connection D:22mm

741-002 CO₂ high pressure tube, 1m
DIN connector, screw both sides

741-009V-PN CO₂ high pressure tube, 0,8m
compatible to PIN Index bottle (without picture)



* Sterile product -
return shipment not accepted



Special devices - Pressure infusor

Fluid supply for arthroscopy

Automatic fluid supply

The innovative infusion solution for horses

The state-of-the-art system can be effortlessly attached to the horse using a girth strap, allowing the animal to remain fully mobile during the infusion. Particularly practical is the use of the pressure infusor both in the stable and in the operating room: it can be used flexibly without an IV stand, providing added flexibility in the operating room as well as on the premises.

✓ Constant fluid delivery

✓ Energy free

✓ No maintenance

✓ No altitude impact

ARM-10

Pressure infusor

Dimensions:

337 mm x 252 mm x 116 mm

Weight:

1,8 kg

Infusion pressure:

100 to 200 mbar (depending on the bag size)

Flow range:

0 bis 8,3 litres/hour

(nach ISO 8536-4), 5 litres/hour

Empty rate:

95% bis 100%

Norms:

ISO 8536-4 and ISO 28620



**NEW**

Shaver

Cordless single use shaver system for arthroscopy



■ Starter set (SFR-205SET)

Set consistinf of:

- Central unit - motor (SFR-206M)
- Charging station (SFR-205B)
- Burr shaver Ø 4,5mm (SFR-104C)



■ SFR-206M Central unit - motor

The reusable central unit, the heart of the system, is equipped with state-of-the-art electronics and a rechargeable battery. It provides the surgeon with both standard and advanced features: a powerful brushless motor ensures optimal torque for all arthroscopic procedures, while the durable battery supports even the longest surgeries.

- **6000 rpm**
- **Approx. 40min. running time**



■ SFR-205B Charging station

The charging station accommodates up to four central units, though the central units (motors) are not included with the charging station. When a central unit is inserted, it is checked by an intelligent control system. A display then indicates the battery's charge status.



**NEW**

Shaver

Cordless single use shaver system for arthroscopy

■ Disposable shaver

- No preparation or sterilization required
- Ready for immediate use
- Integrated tube connection
- Minimum order quantity: 5 pieces

Sterile packaging



- Aggressive meniscus resection, fast removal of soft tissue during shoulder surgeries.
- Suitable for a combination of soft tissue and bone resection.

ø	Item No.
3,5mm	SFR-103L
5,0mm	SFR-104L



- Versatile aggressive cutting blade:
Ideal for extensive tissue removal.

ø	Item No.
2,9mm	SFR-102N
5,0mm	SFR-104N



- Oval Burr:
Fast bone resection.
- Suitable for subacromial decompression.

ø	Item No.
4,5mm	SFR-104E



- Serrated inner blade and smooth outer blade for effective resection of meniscus, cartilage, and synovium.

ø	Item No.
3,5mm	SFR-103P



- Ball Burr:
Ideal for notchplasty and osteochondral cleaning.

ø	Item No.
4,5mm	SFR-104C





Special devices - High Frequency Surgery

High frequency unit, High speed, Typ Atom

High frequency unit, High speed - with vessel sealing technique. Parallel usage of all outputs.

- Adapter for instruments other manufacturers on request

- uncomplicated use
- up to date safety regulation
- vessel sealing with confirmation signal
- compatible to all instruments on the market
- program via Touch Screen
- SDS self detecting system

Vessel Sealing



HF-401-TH HF/Radio frequency unit, High End Thermo Stapling (vessel sealing), touch-screen programmable, latest mono & bipolar technique SDS - self detecting system incl. high speed vessel sealing delivery without accessories, 400W, 230VAC, 50/60Hz

Specifications:

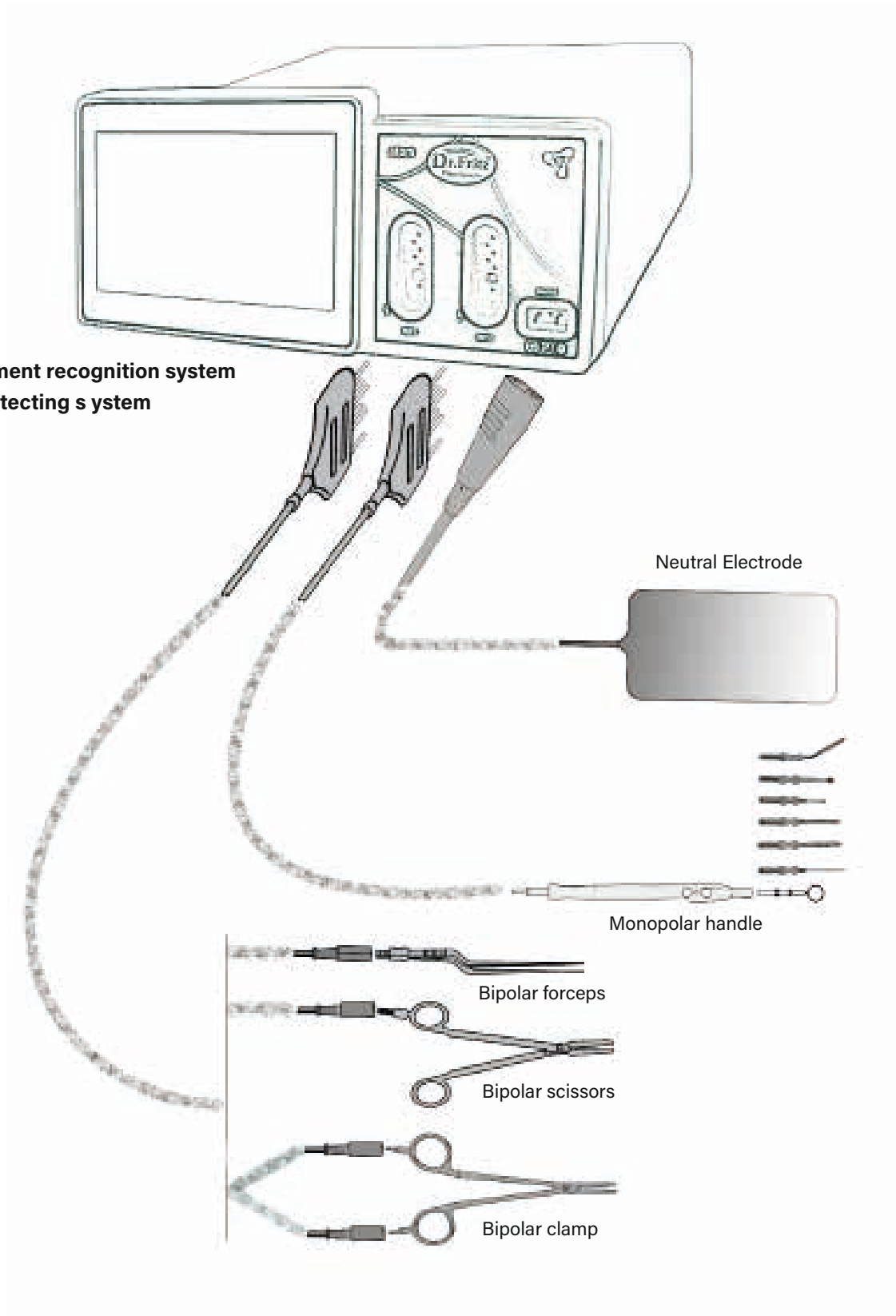
Monopolar	Cutting	400 W
	Coagulation	200 W
	Soft/Forced	+ / +
Bipolar	Cutting	400 W
	Coagulation	200 W
	Auto Start/Stop	+ / +
Bipolar	Thermo-Stapling	+ 300 W
	Thermo sealing	+
	Auto Stop	+
Weight	7 kg	
max. power		420 W



High Frequency Surgery

High End with thermo sealing

Surview





High Frequency Surgery

Accessories for bipolar applications

HF-350-EP

Double foot switch

for HF/RF unit for 350-402 series,
multi switch type, 3m cable



BP-361-IT-MA

Bipolar cable, 3 m,

device side Emed/ Valleylab/Ellman;
instruments side: European/Martin
autoclavable

Device side



Instruments side



BP-371-IT-BI

Bipolar cable, 3 m,

device side: EMED/VALLEY
Instruments side: bipolar,round (2/4mm)
autoclavable

Device side



Instruments side



BP-37-EM-ET


Bipolar cable, 3 m,,

device side: Emed-SDS,
Instruments side: connection (2x3mm),
vessel sealing, autoclavable

Device side



Instruments side



BP-37-EM-MA

Bipolar cable, 3 m,

device side: Emed-SDS
Instruments side: Europa/Martin,
autoclavable

Device side



Instruments side



BP-371-IT-ET


Bipolar cable, 3 m,

device side: EMED/VALLEY
Instruments side:: 2x 3mm
(Ethicon,Val) autoclavable

Device side



Instruments side





Bipolar High Frequency Surgery

Accessories for bipolar applications

■ Open surgery

BP-S-18B **Bipolar scissors**, Metzenbaum, 21cm, connection: bipolar round (2/4mm)

BP-S-21B **Bipolar scissors**, Metzenbaum, 21cm, connection: bipolar round (2/4mm)

• suitable to **BP-37-EM-ET**



BP-901 **Bipolar coagulation forceps**, blunt, straight • non stick version (without picture)

BP-902 **Bipolar forceps**, pointed, straight (without picture)

BP-903 **Bipolar forceps**, pointed, bayonet model 195mm, 1mm tip • non stick version

• Non Stick: special material to reduce adhesion of tissue

• Suitable to **BP-37-EM-MA**

• Pay attention!
Bipolar forceps are available in different qualities.



High Frequency Surgery

Thermo Sealing, Vessel Sealing

Open surgery


BP-E-K20 Bipolar Clamp, 20 cm, for thermo sealing connection: 2 x3mm

BP-E-K27 Bipolar Clamp, 27 cm, for thermo sealing connection: 2 x3mm

Mechanical pressure and higher temperatur seals collagen and elastan tissue of vessels.

Perfect sealing of arterial vessels up to 8 mm diameter.

Field of use: Ovarectomy, Ovar-Hysterectomy
Castration, small and large animal.



Thermo sealing

Only in conjunction with the device HF-401-TH



Minimal invasive surgery

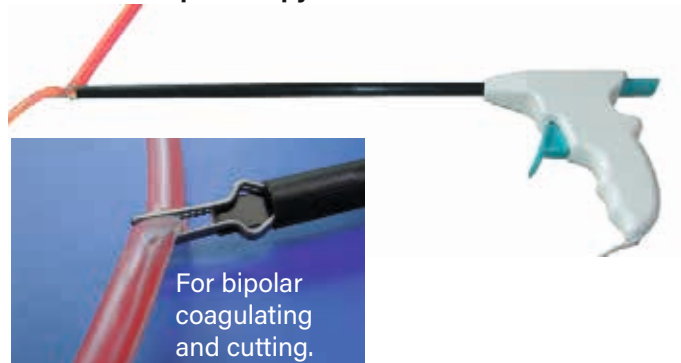
Coagulating and cutting in one instrument

BP-10-321 Bipolar grasping & cutting forceps, disposable, 10mm, WL:320mm, European connector

BP-05-321 Bipolar grasping & cutting forceps, disposable, 5,6mm, WL:320mm, European connector

- sterile product - return shipment not accepted
- suitable to **BP-37-EM-MA**

Laparoscopy



For bipolar coagulating and cutting.



Monopolar

High Frequency Surgery

Monopolar applications

■ Grounding

HF-100-12 HF neutral electrode,
silcon, 4m cable, size: 8 x 15cm, autoclavable

Large version:

HF-100-12-2 HF neutral electrode,
silcon, 4m cable, size: 16 x 26cm, autoclavable



■ Open surgery

HF-301-ER High frequency connecting cord,
3 m, monopolar, comp.to Erbe units (4mm type)



HF-350-145 HF handle,
4mm, with button for monop. coagulation,
comp. to Emed/Martin/Bercht



■ Suitable

Suitable electrodes:

HF-100-17SE HF electrode set,
VET, 4mm, monopola incl.8 electrodes and sterilizing box,
including fixation device





Minimal invasive surgery

Arthroscopy

HF/RF cutting electrodes, the electric knife

HF-200-45 High frequency cutting electrode for arthroscopy, 45°, fine tip
4 mm connector, 12 cm

HF-200-90 High frequency cutting electrode for arthroscopy, 90°, heavy version
4 mm connector, 12 cm

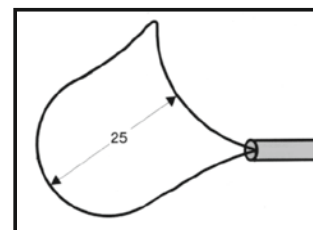
HF-200-055 High frequency connecting cord comp. to arthroscopic cutting electrodes, handles length: 5 m, for units with 4 mm connector



Laparoscopy



Gastroenterology and Bronchoscopy, flexible instruments :



Accessories

HF-8513 **HF-Test Mate**, autoclavable test unit, inactive, for mono/unipolar and bipolar instruments and cables during surgery





Hygiene, cleaning and care

Special equipment for cleaning of flexible endoscopes

Endoscope Washer

Semi automated cycling pump for flexible endoscopes and tubes

- Suction and circulating pump system
- Auto stop

WA42-205

Gastro-Washer, Cleaning pump with timer programs for flexible endoscopes and tubes (<4mm), non-drip connectors, wall fastening, comp.to all major endoscopes, mains adaptor: 110-240VAC, 50/60Hz



Reprocessing room
Wall mounting



* Example of cleaning adapter of other manufacturer

Wall or cabinet mounting in connection with soak basin



Hygiene, cleaning and care

Special equipment for cleaning of flexible endoscopes

■ Endoscope Dryer

Easy drying of flexible endoscopes and thin tubes

- **Auto stop**
- compatible to endoscopes of other manufacturers*

WA41-104 Endoscope-Dryer, air pump with timer for flexible endoscopes and tubes (<4mm) 1 bar, air filter, wall mounting, comp.to all major endoscopes, mains adapter: 110-240VAC, 50/60Hz

AR-10-922 Sterile filter for CO² infusor and air pressure infusor, compatible for tubes with ID: 4-6mm, disposable, 50pcs/box



Cabinet mounting



Drying hanging

Storage room, cabinet mounting



Drying reclining

* If original cleaning adapter available



Video cart

Video cart

Completely mounted

- ✓ 50cm unit size
- ✓ Camera fixation knob
- ✓ Drawer
- ✓ Ask for additional accessories

WV-54043 Video cart, H: 143 cm

size: 62x63 cm, completely mounted, basic version,
color: grey, partly blue,
**drawer inbuilt
**fixation knob for video camera head
**specially rust protected
max. weight: 150kg/330lbs

(Gastroscope bracket, fixation system. devices
and monitor are separate accessory)



WV-54043

WV-53022 Video cart as above but height 110 cm (without pictures)

WV-45111 Video cart, H: 112 cm,

size: 54x58cm,
completely mounted, basic version,
drawer inbuilt with handle
max. weight: 50kg/110lbs
max. unit size: 45cm
color: grey, partly blue,



WV-45111

Accessories for Video cart

WV-99619 Fixation system for infusion bottles mounting set

WV-99618G Gastroscope mount for Dr. Fritz TG series inductive charging, with telescope rod

WV-01601 Fixation system for CO₂ bottles mounting set, comp.to video carts for 5-10 litre bottles, max OD: 14,5 c

WV-02851 Fixation system for CO₂ bottles mounting set, comp.to video carts for big bottles, max OD: 20,5 cm



WV-99618G

Disposables

Dr. Fritz®
Wireless ■ Endoscopes

- Hygiene & Cleaning
- Products for daily use
- Keratelin



We are changing
veterinary endoscopy

Hygiene, cleaning and storage

Instruction for cleaning and disinfection

We supply suitable cleaning and disinfection products, effective, environmentally proof and practical solutions for hygiene management.

Demineralisation

One of the main conditions for best cleaning results - water treatment

WA-1466-3 Demineralisation container,
only connection: 3/4 Zoll,
total capacity: 1400 Liter

WA-1466-2 Conductivity measurement unit
0-20/ > 20myS, LED control system

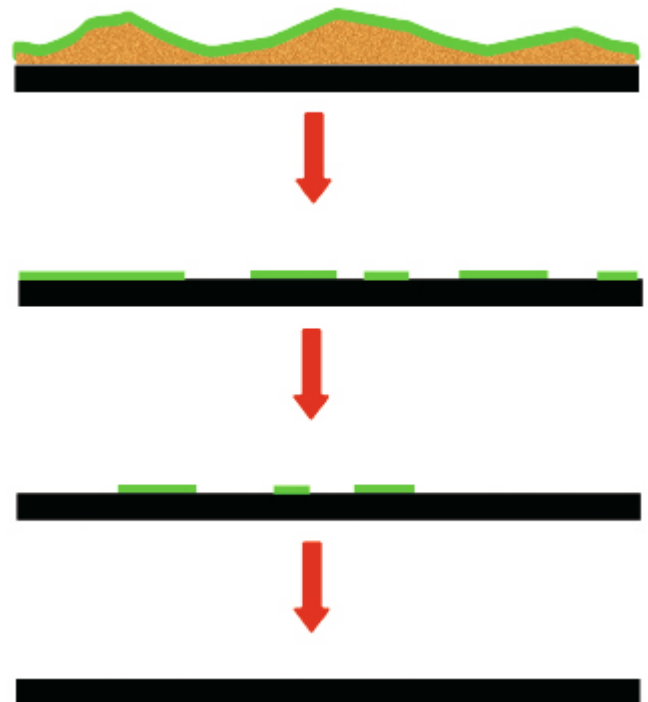


Cleaning and disinfection are a ubiquitous topic of daily medical routine. The basic aim is to minimize the risk of infection for humans and animals. The thorough cleaning and disinfection of your endoscope influence much its optimum function and durability. Drying is an essential process of the hygiene concept.

During cleaning dirt is removed. This step is frequently underrated, but is essential for the preparation of all other steps. Put your endoscope in an enzymatic detergent solution (e.g. Dr. Fritz enzymatic cleaning UNIVERSAL for rigid endoscopes and instruments or FLEX for flexible endoscopes) and make a mechanical pre-treatment with the special brush (for example, the instrument channel).

Disinfection takes place chemically. Put your endoscope into a disinfectant that is specifically suitable for endoscopes (e.g. InstruPlus). The existing germ-proof is reduced by 1 million cFU to 10 cFU.

There are different procedures for sterilization (e.g. gas-sterilization, autoclaving). Check that your endoscope is suitable for this procedure. Typically flexible endoscopes are only suitable for gas sterilization but not for steam sterilization. Rigid endoscopes are marked with the word „autoclave“ is distinguished if steam sterilization is possible. The existing germ-proof is further reduced by 10 cFU to 1 CFU.



Hygiene, cleaning and care

Special equipment for cleaning of flexible endoscopes

Endoscope Washer

Semi automated cycling pump for flexible endoscopes and tubes

- Suction and circulating pump system
- Auto stop

WA42-205

Gastro-Washer, Cleaning pump with timer programs for flexible endoscopes and tubes (<4mm), non-drip connectors, wall fastening, comp.to all major endoscopes, mains adaptor: 110-240VAC, 50/60Hz



Reprocessing room
Wall mounting



* Example of cleaning adapter of other manufacturer

Wall or cabinet mounting in connection with soak basin

Hygiene, cleaning and care

Special equipment for cleaning of flexible endoscopes

■ Endoscope Dryer

Easy drying of flexible endoscopes and thin tubes

- **Auto stop**
- compatible to endoscopes of other manufacturers*

WA41-104 Endoscope-Dryer, air pump with timer for flexible endoscopes and tubes (<4mm) 1 bar, air filter, wall mounting, comp.to all major endoscopes, mains adapter: 110-240VAC, 50/60Hz

AR-10-922 Sterile filter for CO² infusor and air pressure infusor, compatible for tubes with ID: 4-6mm, disposable, 50pcs/box



Cabinet mounting



Drying hanging

Storage room, cabinet mounting



Drying reclining

* If original cleaning adapter available

Cleaning accessories

Video Bronchoscope

■ For rigid & flexible endoscopes / instruments

DE-10-702 Dr. Fritz enzymatic cleaning FLEX 1,5 %,
1 x 1 l, 7 enzymes, 0,5%
specially for flexible endoscopes
for daily manual cleaning



DE-10-300 „IP“ Disinfection solution
for flexible and rigid endoscopes, manual and
automated use, 1-3% dilution, 5 litres



■ Option for cleaning of flexible endoscopes in the field

Cover

Basin



- ✓ Close the lid and ready for transport
- ✓ Fast and easy pre-cleaning after the last examination
- ✓ For semi- or fully automatic cleaning
- ✓ For all flexible endoscope types
- ✓ Usefull in drawer cabinets
- ✓ With airing



Stackable



DE-17-44S Transportation & storage basin
for flexible endoscopes, 50x44x16 cm,
set with cover

consisting of:

- Basin (DE-17-44)
- Cover transparent (DE-17-41)

Hygiene, cleaning & care

Soak basin

For different instrument sizes

DE-10-426

Soak basin long for chemical disinfection,
consisting of:
basin, tray (perforated), cover, size: 74x22x13cm



DE-10-425

Soak basin small, for chemical disinfection,
consisting of:
basin, tray (perforated), cover, size: 42x16x9,5cm



Accessories

DE-5-17

Cleaning brush small, 17cm, for tubes
ID size: 2-4 mm, autoclavable, 1 pc.



DE-6-21

Cleaning brush, small, 20cm, for tubes
ID size: 4-7mm, autoclavable, 1 pc.



DE-9-25

Cleaning brush, 25cm, for tubes
ID size: 7-10mm, autoclavable, 1 pc.



DE-3-456-E

Cleaning brush, 50cm, for long tubes
ID size: 2,5 - 5mm, autoclavable, 1 pc.



DE-6-102

Cleaning brush, flexible, 70cm, for tubes, ID size: 5-8mm, autoclavable, 1 pc.



Hygiene, cleaning & care

Cleaning and disinfection solutions

■ For rigid & flexible endoscopes / instruments

DE-10-702 Dr. Fritz enzymatic cleaning FLEX 1,5 %,
1 x 1 l, 7 enzymes, 0,5%
specially for flexible endoscopes
for daily manual cleaning



DE-10-300 „IP“ Disinfection solution
for flexible and rigid endoscopes, manual and
automated use, 1-3% dilution, 5 litres



RH99-47 Silicon oil, 15 ml
specially for flexible endoscopes



■ Additional

WA-1302-25
Cleaning powder, alkaline,
for WA-1402 instrument washers,
1kg box



WA-1302-26
Clear rinse for instruments,
endoscopes and instrument washer,
1 litre bottle



DE-10-65
Lense polish
for telescopes, 5g



E-22-71
Antifog fluid for endoscopes and
mirrors, bottle



Products for daily use

X-5-15-10 **Silicon spare tube**, 100cm,
size: 5 x1,5mm, colour: nature

X-3-2-7 **Silicon spare tube**, 100cm,
size: 3 x2mm, colour: nature

X-6-30-12 **Silicon spare tube**, size:6 x3mm, 100cm
suction tube, colour: natur

X-7-20-10 **Silicon spare tube**, 100cm, large
inner diameter, size:6 x2mm, colour: natur



X-180-26 **Silicon tube**, ID:5mm,180cm,
LLm both.ends

X-300-26 **Silicon tube**, ID:5mm,300cm,
LLm both ends



LLW-1220
Luer-Lock connector,
female,2mm



LLM-1251
Luer-Lock connector,
male, 6mm,



LLM-1250
Luer-Lock connector,
male,6mm,



LLM-1258
Luer-Lock connector,
male,10mm,



LLM-1258
Luer-Lock connector,
male,10mm



LLW-1263
Luer syringe connector,
10 pcs.



LL-1270
Three way T-adapter,
2x LL(f), 1x LL(m), disposable,
non sterile, Pg with 10 pcs.



LL-1271H
One way stopcock,
disposable, non sterile,
Package with 10 pcs



LL-1273H
Three way stopcock,
disposable non sterile,
Package with 10 pcs,



AR-10-9
Spare needle for infusion
bottles/bags ID: 4 mm compatible
to tubes ID: 3,5-5 mm



AR-10-948
Silicon tube,
6x2mm, 3m, autoclavable,
Luer-Lock (m), needle f. sterile
bags/bottles, large inner diameter



AR-10-922
Sterile filter for CO² infusor
and air pressure infusor, compati-
ble for tubes with ID: 4-6mm,
disposable, 50pcs/box



741-009-FF
Sterile filter system for
CO² -inflator
disposable, box with 50 pcs.
medical connection D:22mm



Products for daily use

F11-69**Special catheter**

4 Fr., 69cm, selectip UK, olive end,
angled tip, y-sterile, Juka 62410110
**minimal delivery: 5 pcs.

**sterile Item, no refund possible

**F12-69****Special catheter**

5 Fr., 69cm, selectip UK, olive end,
angled tip, y-sterile, Juka 62410210
**minimal delivery: 5 pcs.

**sterile item, no refund possible

F20-219**Spare catheter f. gastro fiberscopes,**

Teflon, OD:2mm, 10 metres, autoclavable

F20-220**Catheter f. gastro fiberscopes, Teflon**

OD:2mm, WL:235cm, LL(f) connector
dismantable, autoclavable

**F16-50****Special catheter**

OD:1,6mm, 50cm, y-sterile,

**981-VK-S****Spare silicon tips, black, 30pcs., for**

otoscope sheath 981-VK-13/17S
autoclavable

981-VK-SG

Silicon hoses, blue, large, 10pcs.,
for otoscope sheath 981-VK-69/72
autoclavable

**231-211****Sealing caps**

for trocars and reducer adapters,
size 5,5mm, pg. of 10 pcs.

**230-211****Sealing caps,**

red, for trocars & reducer adap-
ters, size 10/11/12mm, pg. of 10
pcs.

**234-211****Sealing caps**

for trocars and reducer
adapters, size 8 (12,5)mm, pg. of 10 pcs.

**TR-78-15**

Sealing cap f. big trocar cannulas
cap opening D:11,5mm, blue, 5
pcs.

**TR-13-145D****Sealing cap**

for big trocar cannulas
cap opening D:11,5mm, blue, 5 pcs.

**I-17-002****Sealing cap**

for small trocar cannulas cap
opening, round, D:2mm, 5 pcs.

**TR-60-1D****Sealing cap**

small, 1mm opening,
for 981-VK-69/ S190-2701, 5 pcs.



Products for daily use

Camera covers

DE-10-25 Camera covers, disposable, 1 pcs., polyethylen, 13x250cm, minimal amount 50 pcs.



▪ Attention: sterile product - return shipment not accepted

Bipolar grasping & cutting forceps

BP-05-321 Bipolar grasping & cutting forceps, disposable, 5,6mm, WL:320mm, European connector, *sterile product

BP-10-321 Bipolar grasping & cutting forceps, disposable, 10mm, WL:320mm, European connector, *sterile product



Disposable biopsy forceps

B23-180E Disposable biopsy forceps, 2,3 mm, 180 cm

B23-230E Disposable biopsy forceps, 2,3 mm, 230 cm
y-sterile, box with 10 pcs



Trocar disposable

TR-59-54 Trocar disposable, ID:5 mm,WL:6 cm
inflation stopcock, with trocar only
box with 25 pcs

TR-60-121 Trocar disposable, ID:12 mm,WL:6 cm
complete with reducer 12-8 mm and 5 mm
box with 25 pcs



Cleaning brush

F28-280E Cleaning brush, flex., 230cm, disposable, for channels 1,8-2,8mm, 10pcs/pack

F20-181E Cleaning brush, flex., 180cm, disposable for channels 1,1-2 mm, 10pcs/pack



H20-001E Spare lamp halogen, 8V/20W
for light source H20-001 (without picture)

H150-5-E Spare lamp, XENOPHOT,150W/15V
for light source 981-VK-100 and
H150-5-2; H150-5-31



LO-40-04 Safety toggle pin acc. to Dr.Janowitz,
90cm double suture, 5 pcs., for
laparoscopic abomasal fixation
extra long version



Keratelin® Products

■ Keratelin® Teat products for teat care

Suture-Bandage Plug the natural solution

Z-99025-TH **KERATELIN „Thelasel“**
teat dilator, OD: 3 mm, box 24 pcs.,
sterile*

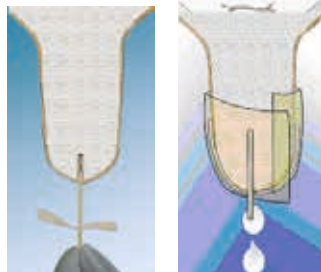
- The revolution in teat dairy care -



Breakage safe and stable.

Latest generation of natural teat canal plugs - first choice in any fresh cases of distal teat injuries
- plug and tape it -

KERATELIN "P2-Cath" Permanent Catheter



Z-99027 **KERATELIN „P2-Cath“**
acc. to Schlederer, 8 pcs.,
OD: 2,8mm, LL(w), individually packed,
sterile*



- For easy day milk release
- Easy and gentle to insert
- Fast milk flons

KERATELIN Milk Canula professional teat care

Z-99055 **KERATELIN Milk Canula**, disposable,
100 pcs. individually packed, sterile*



Extra large inner diameter, available every time.

*Attention: sterile product -
return shipment not accepted

Terms and Conditions

I. General

1. The following conditions are only valid for offers, deliveries and services of Dr. Fritz Endoscopes GmbH hereafter referred to as the „supplier“ – if no other written agreement has been made that differs from them.
 2. The supplier hereby objects to any purchase provisions made by the purchaser that are contrary to the conditions set by the supplier or from otherwise valid legal regulations established by German law.
- Neither will the supplier recognize such provisions if as a result of a deviation on the part of the supplier no further objections are made.
3. The supplier's general delivery and payment rules remain generally valid even if individual conditions are invalid. The contract partners are required to replace the invalid condition with another provision that in its economic effect is as close as possible to the invalid one.
 4. If production is carried out solely in accordance with the purchaser's plans, the supplier bears no responsibility if the legal trademark rights of third parties are violated. The supplier's claims to redress for goods or services provided up until that point remain in effect.
 5. German law also applies, the CISG, however, does not.

II. Conditions subject to change

All offers, prices and other stipulations are subject to change unless otherwise explicitly specified. All documents and papers that form part of the offer, such as graphics, diagrams, information as to weight and dimensions, are only approximate provided they have not been explicitly defined as binding. The supplier retains ownership and copyright of all cost estimates, diagrams and other documents, which are not to be made available to third parties without the corresponding approval of the supplier.

III. Scope of the delivery

1. The supplier's written order confirmation is decisive for the scope of the delivery. Supplementary agreements and changes are only valid with written confirmation by the supplier.
2. The supplier reserves the right to make changes to construction and form that have to do with technological improvements or legal requirements during the delivery period, provided the item is not significantly altered and the change is reasonable for the purchaser.

IV. Prices and conditions of payment

1. Price calculations are made according to prices valid on the day of delivery and are to be made in Euro/USD.
2. Unless otherwise agreed upon, all prices, products and services are subject to change ex works; this does not include packaging, shipment costs and transport insurance. Added to the price will be any legally required value-added tax or any comparable taxes levied by the country in which the delivery or service is taxable. If no other special agreement has been made, the supplier will determine the method of transport.
3. The supplier reserves the right to make changes and corrections to prices. The minimum order value is EUR 100.00 (net) per order. An additional processing charge of EUR 25.00 (net) per delivery will be added to any preliminary shipments of orders that do not equal the minimum order value.
4. All expenses resulting from monetary transactions are to be paid by the purchaser.
5. Unless otherwise agreed upon all payments are due 30 days after the invoice has been issued (date of invoice) strictly net. The interest rate for delayed payments is 10% per annum over the base rate of the European Central Bank (ECB).
6. Payment by draft is not allowed under any circumstances.
7. Withholding of payments or charging for any counterclaims made by the purchaser and disputed by the supplier is not permitted.
8. If payment is not made on time and there are justified doubts as to the ability of the purchaser to pay or its creditworthiness, the supplier has the right to declare all outstanding charges from the existing business relationship due for payment and only to provide further deliveries and services if paid in advance.
9. Any approved discounts and credits are nullified in the case of judicial or extrajudicial composition proceedings, insolvency, delayed payment or legal prosecution.
10. Custom-made products – in particular so-called „VO articles“ – can be charged for on the basis of final costing. Custom manufactured articles will in general not be taken back. A cancellation of orders of customized products is only permissible with the explicit consent of the supplier. In the case of custom manufactured products excess or short deliveries of up to 15% over or under the ordered amount can be made and charged accordingly.
11. If ordered goods are returned without justification, or due to defects for which the supplier is not responsible, we reserve the right to charge a processing fee of up to 10% of the net invoice value, at least EUR 10.00 per return.
12. Prices are shown without VAT tax. Deliveries within Germany are only possible with added VAT tax.

V. Delivery period

1. Delivery dates and delivery times are only binding if they have been accepted as binding in writing. The purchaser can claim compensation for losses instead of the product or service after a binding delivery period or a binding delivery time was not complied with only if the supplier or a legal representative or auxiliary person of the supplier can be imputed with wilful or intentional negligence. These liability limitations are not valid in the case of damages to body or health that can be attributed to the supplier.
2. A delivery period begins with the dispatch of the order confirmation, however not before documents, materials, items, authorizations, approvals and compliance with agreed upon payment or other obligations are provided or fulfilled by the purchaser.
3. The delivery period is considered to have been adhered to when by that date the delivery items have left the factory or readiness for shipment has been communicated.
4. If outside forces or other unforeseen obstacles, such as, for example, civil unrest, interruption of operations, strikes, lock-outs, etc. interfere with delivery the delivery time will be accordingly extended. The same applies in the case of delayed delivery of essential materials provided these delays can be proven to have a significant influence on the manufacturing process or delivery of the delivery items and are not caused by the supplier.
5. After failing to adhere to an unbinding delivery period or delivery time the purchaser can demand in writing that the supplier deliver the products in a reasonable time period if the purchaser has fulfilled all of its due contractual obligations. The purchaser can, after a deadline was not adhered to, only demand compensation for losses as well as the delivery itself if the supplier or a legal representative or auxiliary person of the supplier can be imputed with wilful or intentional negligence. These liability limitations are not valid in the case of damages to body or health that can be attributed to the supplier.
6. If shipment is delayed at the request of the purchaser, beginning a month after notification of readiness for shipment, the purchaser will be charged for costs resulting from storage, at least 0.5% of the net invoice amount per month. After the determination and subsequent failure to adhere to a reasonable deadline the supplier has the right to obtain the delivery item in another manner (prior sale) and to deliver the item(s) to the buyer at a later point in time.

VI. Partial deliveries

The supplier can fulfil an order with partial deliveries that are to be separately paid for according to the payment periods listed in IV./par. 5 If the payment of a partial delivery is delayed, the supplier can discontinue the remaining completion of the order. VII. Transfer of risk and receipt of delivery

1. All risk is transferred at the latest with the dispatch of the delivery to the purchaser, even when partial deliveries are made or the supplier has assumed other tasks or services, for example shipping costs or transport and assembly. At the request of the purchaser and at his expense, the deliverer can insure the shipment against breakage, transport, fire, and water damage.
2. If the shipment is delayed due to circumstances that the supplier cannot control, all risk is transferred to the purchaser as of the day of the readiness for shipment, however the supplier is required, at the purchaser's request and expense, to procure the insurance of the

purchaser's choice.

3. The purchaser only has the right to refuse to accept the delivery item if the delivery item shows significant defects.

VIII. Conditional sales

1. The supplier retains ownership of all delivery parts delivered by him until the purchaser has fulfilled all obligations from current and other business transactions, especially any outstanding accounts.
2. Within the framework of regular business operations the purchaser may
 - a.) sell the supplier's delivery parts, unless he has not paid on time or suspended payment.
 - b.) has not joined or combined the supplier's delivery parts with other items. In this case the supplier will be granted co-ownership in accordance with §§ 947, 948 of the German Civil Code.
 - c.) process or modify the supplier's delivery parts. This processing or modification takes place without expense for the supplier. If as a result of the processing or modification an object of significantly higher value is produced, the supplier will obtain co-ownership, which corresponds to the amount of value his delivery contributes to the value of the new object.
3. The purchaser may neither mortgage the delivery item nor transfer his titles for the sake of settling debt. If a delivery item is mortgaged or seized or otherwise made available to a third party the supplier is to be immediately informed.
4. In the case of resale of the supplier's delivery parts or of the item that results from processing or combination of these parts, the purchaser is to immediately render the amount charged the subsequent purchaser to the supplier in compliance with § 354a of the German Commercial Code. This amount will correspond to the as yet unpaid invoice amount plus any interest accrued and the supplier's expenses for the delivery part. The purchaser may collect Stand 01.06.2006 on outstanding charges as long as he duly fulfils his obligations to the supplier. If the value of the reserved goods together with other securities granted to the supplier exceeds the outstanding money owed by the purchaser by more than 20 %, the supplier is required to grant approval if requested by the purchaser.
5. If the purchaser does not pay on time the supplier has the right to withdraw from the contract after a reasonable set time period. After withdrawing the purchaser is obligated to return any delivered goods.

IX. Liability for defective delivery items

For defective delivery the supplier is liable to the following clauses to the exclusion of any other claims:

1. Defective parts are to be repaired or re-delivered according to the fair judgement of the supplier. If the supplier chooses to repair defective parts, these are to be sent to the supplier's offices. Repair of defective parts will not be carried out at the location where they are being used. If the repair is not successful or the parts are not re-delivered the purchaser has the right to reduce the purchase price by a reasonable amount or, if the defective item is not a construction service, to withdraw from the contract at his discretion. The discovery of a defect is to be immediately communicated to the supplier (within 5 working days after receipt for missing parts or broken parts). Replaced parts become the property of the supplier.
2. The purchaser's right to assert claims due to defects is prescribed to one year beginning with the legally defined beginning of the year as long as §§ 438 par.1 No.2 or 634a par.1 No.2 of the German Civil Code are not applicable and the defects are unintentional.
3. There is no liability for damages that result from the following: Unsuitable or improper use, incorrect assembly or operation by the purchaser or a third party, natural wear, staining, incorrect or negligent handling – especially excessive strain – unsuitable operating fluids or cleaning agents, replacement materials, chemical, electro-chemical or electric influences, provided the supplier bears no responsibility.
4. The purchaser is required according to fair judgement to grant the supplier a reasonable amount of time for the completion of all apparently necessary repairs and replacement deliveries.
5. The supplier is not liable for defects that involve the construction method determined by the purchaser or material delivered by the purchaser.
6. The liability for defects is not extended by repair or re-delivery. A new guarantee period in accordance with VIII. 2. Does not begin.
7. Other claims by the purchaser, in particular claims to damage compensation, which did not result from the delivery item are not valid.
8. There is no guarantee for changes made or operations performed by the purchaser or a third party in an improper manner or without previous authorization by the supplier. There is also no guarantee for natural wear and tear or improper use.
9. The supplier is not liable for consultation and suggestions not directly associated with a delivery and that are not defined as binding. This is also the case for operation or maintenance instructions that are not defined as binding.
10. The guarantee is not limited by the above clauses if conditions are involved in which the supplier or a legal representative or auxiliary person of the supplier can be imputed with wilful or intentional negligence, there is liability for the body, health or life of a person, or § 478 par.4 of the German Civil Code is violated.

X. Supplier's right to withdraw from contract

If the purchaser is found to be in a poor financial situation (for example in judicial composition proceedings, execution measures) and if the supplier learns of this after the contract has been closed


or after the closing of the contract a significant decline in the purchaser's financial situation becomes known and the supplier's claims from the supply contract are put at risk, the supplier has the right to withdraw from the contract without any obligation to redress while maintaining his claims from the partial delivery completed, should the purchaser not provide sufficient security within a reasonable period of time determined by the supplier. The delivery period is extended by the length of time of this right to withhold deliveries is being exercised.

XI. Place of fulfilment and jurisdiction


1. Place of fulfilment for the deliveries and services to be provided by the supplier and place of fulfilment for all financial transactions are the supplier's head offices.
2. For all disputes that result from contractual relationships the complaint is to be lodged at the court presiding over the location of the supplier's head offices, if the purchaser is a merchant, public entity or a public separate estate. The supplier also has the right to lodge a legal complaint at the purchaser's head offices.
3. For relations to non-merchants the preceding is also valid if after closing the contract the purchaser transfers his domicile or place of residence to a location outside the jurisdictional limits of the civil code or at the time of the legal enforcement his domicile or place of residence is not known.
4. If there are doubts as to the interpretation of the general export delivery conditions, the German language version has precedence.

XII. Data storage

The purchaser accepts our data safety regulations.




Visit our homepage



Dr. Fritz Endoscopes GmbH

Almenweg 10
88637 Buchheim
Germany
+49 (0) 7777 882300

dr.fritz@dr-fritz.de
www.dr-fritz.com

 dr.fritz_endoscopes

Dr. Fritz[®]
Wireless ■ Endoscopes